

## Bluetooth Bridge Lighting Control Kit Components

CTBRCB02JM02



ELIOPJX00SR



ESRPB-W-EO



EDROB-W-EO



## Bluetooth Bridge Lighting Control Kit Specifications

Bluetooth Bridge Kit	Bluetooth Bridge Part Number	Number Of Bridges	Occupancy sensor Part Number	Number Of Sensors	EnOcean Rocker Switch Part Number	Number Of Rocker Switches
ESB01KITT01A	CTBRCB02JM02	1	ELIOPJX00SR	1	ESRPB-W-EO	1
ESB02KITT01A	CTBRCB02JM02	2	ELIOPJX00SR	1	ESRPB-W-EO	1
ESB01KITT01B	CTBRCB02JM02	1	ELIOPJX00SR	1	EDRPB-W-EO	1
ESB02KITT01B	CTBRCB02JM02	2	ELIOPJX00SR	1	EDRPB-W-EO	1

## Part Number Matrix

E

Product Line  
E = Elite Control

SB

Sub Family  
SB = Smart Bridge

01

Bluetooth Bridge Qty.  
01 = 1  
02 = 2

KITT

KIT

01

Sensor Type  
01 = Short Range

A

EnOcean Switch Type  
A = Single Rocker Switch  
B = Double Rocker Switch



# CTBRCB02JM02

SPECIFICATION INSTRUCTIONS



## Lighting Controller

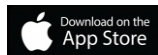
- Output Wattage: 600W Max.
- Universal Voltage (120-277VAC)
- 0-10V Luminaire
- 1/2" Knockout Mount
- IP66
- FCC ID : 2AJ9LCTRCB0XJM0XXXX

### General Specifications

Input Voltage / Frequency	120 - 277VAC (+/- 10%), 50-60Hz
Input Current	5A Max.
Input Power	600W Max.
Standby Power	<1W
Maximum Load	Max 600W @ 120 - 277VAC
Input / Output Wires	Input Power (Line Voltage Input): Black (L), white (N) Load Power (Line Voltage Output): Red / Black (L1), White (N) 0-10V Output Control: Purple (+), Grey (-) 0-10V Output Control: Orange (+), Gray (-) SensorInput: RJ12 Cable
RFI/EMI	FCC PART 15A Non-Consumer, EN 55015
Potting/Degree of Fill	Yes / Full
Dimming Controller Type	Bluetooth mesh (SIG Compliant Declaration ID: D043332)
0-10Vdc Type / Channels	Current Sink - 10mA, Current Source - 10mA / Single Channel 0-10V Output
RF Communication Type	2.4GHz Bluetooth Mesh
Transmission Range	160ft. (50m)
Ambient Operating Temperature Range	-40°C to 60°C (-40°F to 140°F)
Maximum Driver Case Temperature (Tc) (Per UL)	85°C (185°F)
Input Surge Protection	Line-Nuetral 6kv
Mounting Type	Electrical Junction Box or Fixture with 1/2" Knockout / 0.875" (22mm)
Overall Size	5.17" L x 2.26" W x 1.29" H (131.5mm L x 57.6mm W x 33mm H)
Protections	Input Current Protection Output Short Circuit Protection Output Open Circuit Protection Overload Protection
Weight	360g / 0.79lbs.
Sound Rating	A
Service Life	50,000 hours lifetime @ Tc 60°C (140°F)
Warranty	5 years @ Tc 60°C (140°F)



Fulham EliteBlue



Fulham's EliteBlue commissioning app can be found on the Apple app store by searching "EliteBlue".  
For web app, please visit <https://eliteblue.fulham.com>  
Complete commissioning manual can be found at:  
<https://www.fulham.com/PDFs/eliteBlue-commissioning-manual.pdf>

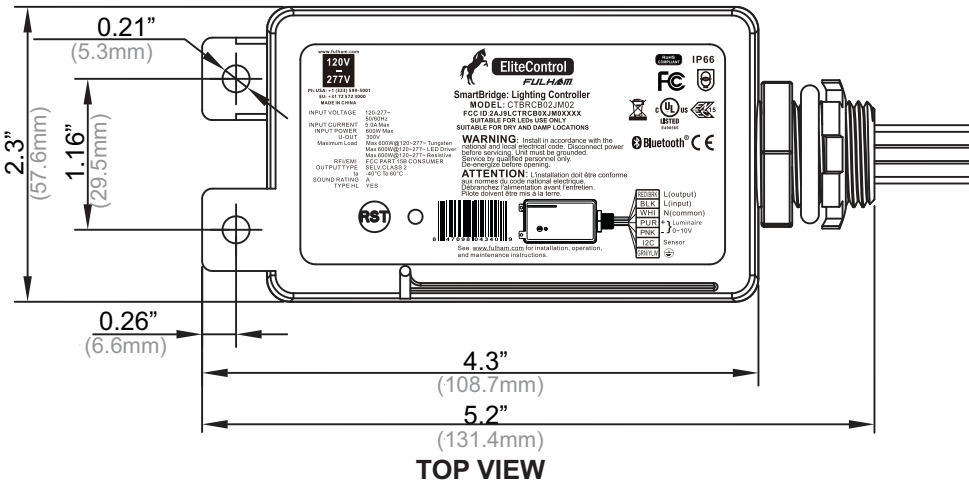


# CTBRCB02JM02

SPECIFICATION INSTRUCTIONS



## Mechanical Data



Mount screw: #10-24\*1 inch  
 Mounting hole for threaded pipe: 7/8" (22mm)

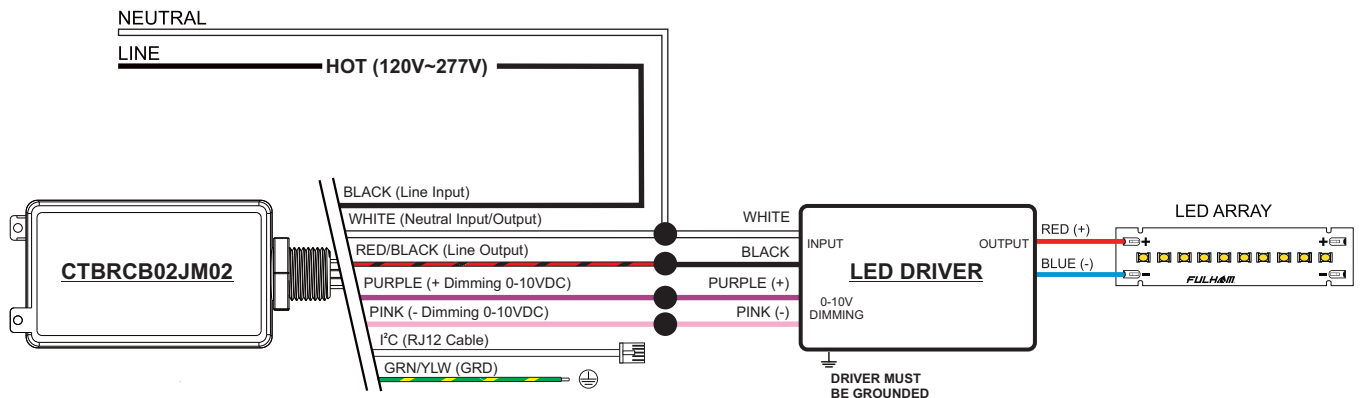
### Notes:

1. Driver has two (2) mounting tabs with a round hole in each.
2. Fasten a screw through the mounting tab if mounted on a flat surface.

Overall Dimensions	
Length	5.17" [131.5mm]
Width	2.26" [57.6 mm]
Height	1.29" [33mm]
Wire Length	
AC Input (White/Black)	12.4" [315mm]
LED Output (Red/Black)	12.4" [315mm]
Control 0-10V (Pink/Purple)	12.4" [315 mm]
RJ12	17.3" [440 mm]
Ground (Green/Yellow)	12.4" [315 mm]

Case Tolerance=±0.02" [0.5mm]

## WIRING DIAGRAMS



Note: Pink or Gray dimming wire provided, use interchangeably.

### Notes:

Installation work and electrical wiring must be done by qualified person(s) in accordance with all applicable codes and standards, including fire-rated construction.

### FCC Caution.

This device complies with part 15 of the FCC Rules. Operation is subject to the following two conditions:  
 (1) This device may not cause harmful interference, and (2) this device must accept any interference received, including interference that may cause undesired operation.  
 Any Changes or modifications not expressly approved by the party responsible for compliance could void the user's authority to operate the equipment.




# CTBRCB02JM02

SPECIFICATION INSTRUCTIONS



## Restoring Factory Settings

- To reset the unit you will need to place and hold a magnet for 10 seconds on the reset icon (RST) on the location of the unit shown in the image below.
- Once the magnet has been placed the Indicator Light will stay lit and begin to flash until it shuts off indicating that the unit has been successfully reset.
- Remove the magnet from the unit, the Indicator Light will light up and flash repeatedly
- The unit is now ready to be provisioned.





# CTBRCB02JM02

SPECIFICATION INSTRUCTIONS



## Part Number Matrix

<b>CT</b>	<b>BRC</b>	<b>B</b>	<b>02</b>	<b>J</b>	<b>M</b>	<b>02</b>
<b>Lighting Control Controller</b>	<b>Subfamily</b>	<b>Primary Protocol &amp; Powering</b>	<b>Primary Control Channels</b>	<b>Package</b>	<b>Secondary Protocol &amp; Powering</b>	<b>Secondary Control Channels</b>
CT = Controller	BRC = Bridge Controller	B = Bluetooth / Universal Input	02 = 2 Channel	J = J-Box Mount (Conduit Male Fitting Connector)	M = 0~10V	02 = 2 Channel

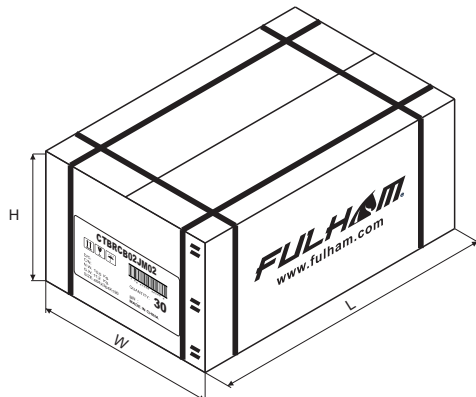
## Product Image: LED Driver

CTBRCB02JM02



## Packaging

Master Carton



OUTER DIMENSION		
L	W	H
16.69"(424mm)	8.81"(224mm)	7.67"(195mm)
Net Weight	Gross Weight	QUANTITY
23.14 lbs. (10.5kg)	24.69lbs. (11.2 kg)	30pcs.



# ELIOPJX00SR

## Fulham's Link: an external PIR Sensor

- PIR occupancy detection sensor
- Built in daylight harvesting
- Plug and play: RJ12 connection
- Compatible only with Fulham SmartBridge
- RoHS
- Suitable for IP20 Locations

## General Specifications

Input Voltage	5V <sub>DC</sub>
Input Current	1mA(Max)
Operation Ambient Temperature Rang	0°C to 60°C (32°F to 140°F)
Operating Relativity Humidity Range	0-90%
Max. Case Temperature per certification	63°C
Sound Rating	A
Service Life	50,000 hours
RFI/EMI	FCC PART 15B CONSUMER
Approvals/Class	cULus Listed, CE, FCC Type 15B, RoHS
Location/IP Rating	Suitable for Dry Location/ IP20 (when mounted directly onto luminaire using threaded nut)
Occupancy Detection Angle	62°
Occupancy Detection Area	Ø4m/H=2.4m, Ø5m/H=2.7m
Daylight Harvesting Type	Ambient Light Sensor
Interface	RJ12 (45° push-in port)

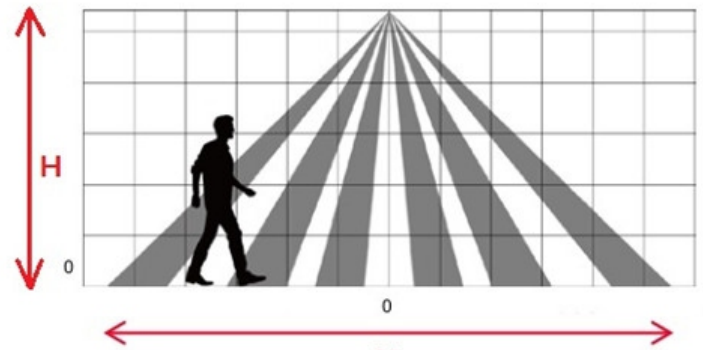
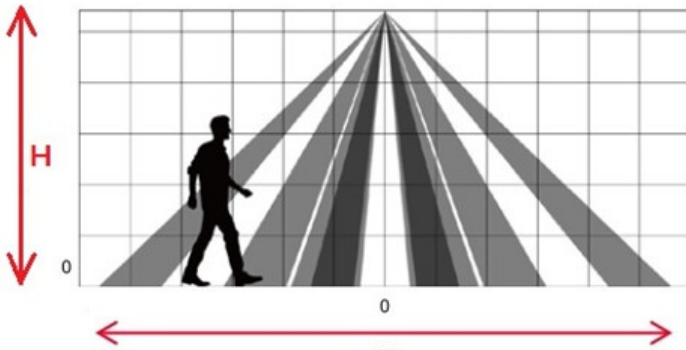
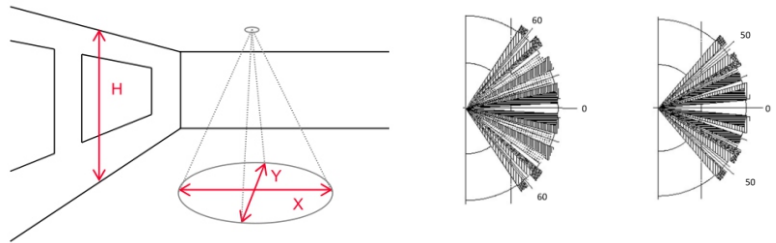


# ELIOPJX00SR

## Graphs

Figure1- Detection pattern

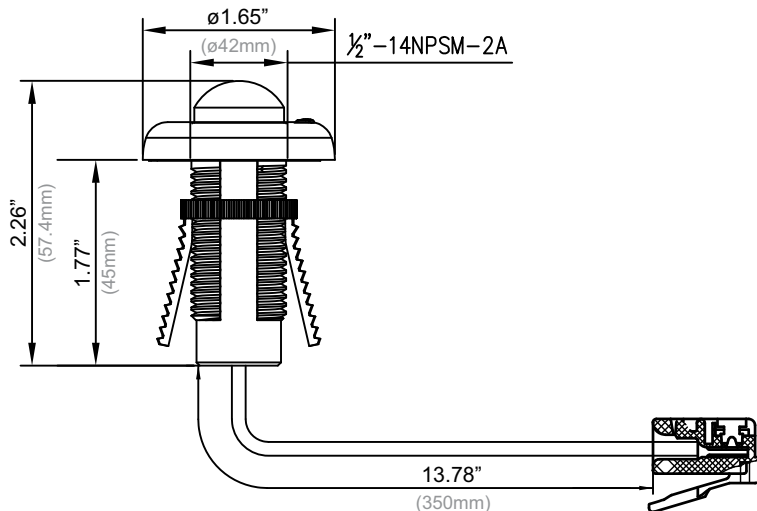
H	X	Y
7.9' (2.4m)	13.1' (4m)	13.1' (4m)
8.9' (2.7m)	16.4' (5m)	16.4' (5m)





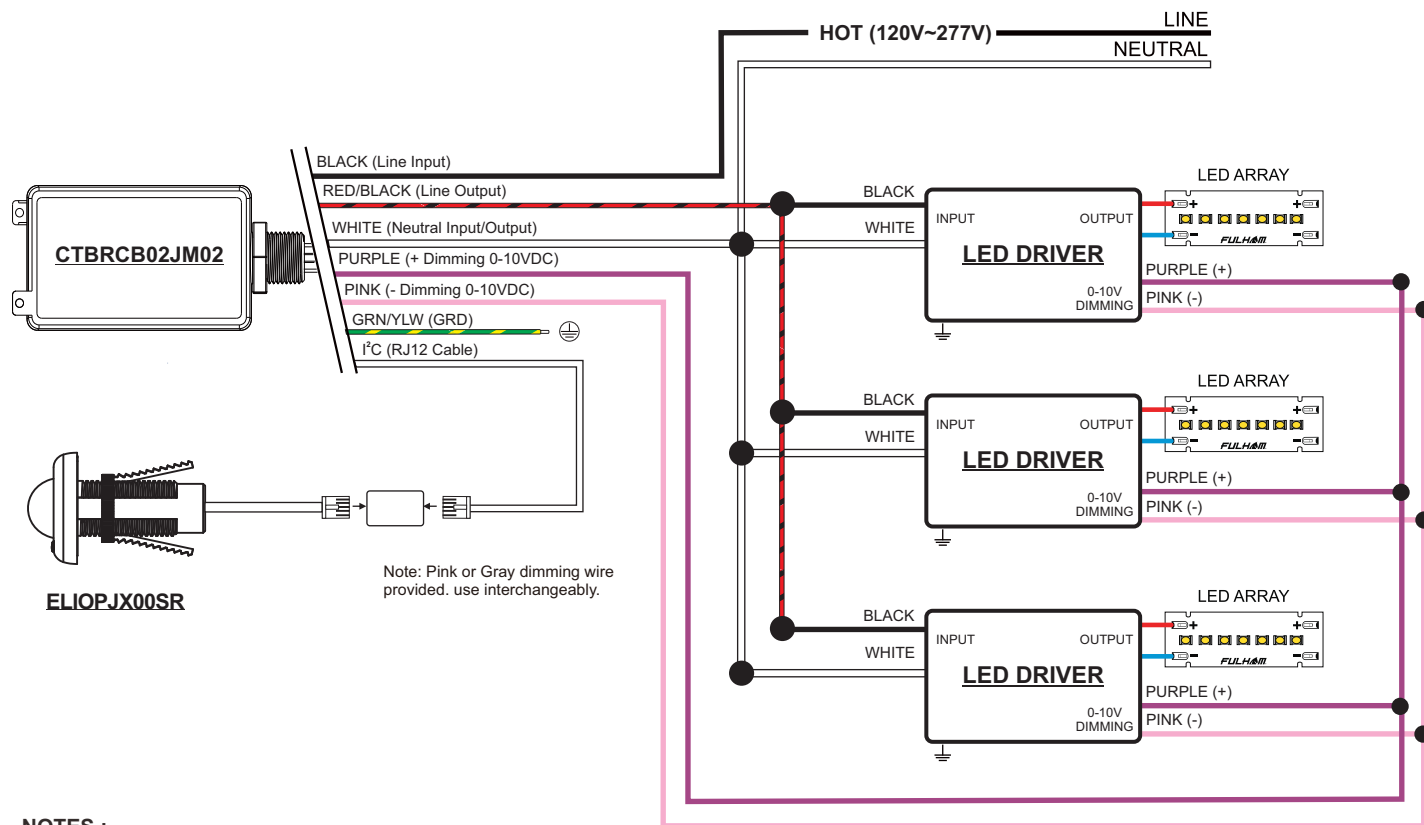
# ELIOPJX00SR

## Mechanical Drawings



Overall Dimensions	
Diameter	1.65" (42mm)
Height	2.44" (62mm)
Wire Length	
RJ12 Wire (White)	13.78" (350m m)

## Wire Diagram



### NOTES :

1) This driver must be installed by a licensed electrician

### FCC Caution:

This device complies with part 15 of the FCC Rules. Operation is subject to the following two conditions:  
 (1) This device may not cause harmful interference, and (2) this device must accept any interference received, including interference that may cause undesired operation.  
 Any Changes or modifications not expressly approved by the party responsible for compliance could void the user's authority to operate the equipment.





# ELIOPJX00SR

---

## Guidelines

### Compatible

- Only compatible with Fulham SmartBridge.

---

### Warranty

- Reference Fulham's limited Warranty: <https://cdn.fulham.com/PDFs/Limited-Warranty.pdf>

---

### FCC Caution

- This device complies with part 15 of the FCC Rules. Operation is subject to the following two conditions:  
(1) This device may not cause harmful interference, and (2) this device must accept any interference received, including interference that may cause undesired operation.
- Any changes or modifications not expressly approved by the party responsible for compliance could void the user's authority to operate the equipment.



# ELIOPJX00SR

## Accessories

### Bluetooth Mesh Controller

Fulham Part Number: **CTBRCB02JM02**



## Fulham Application Information

Reference Fulham's commissioning guide: <https://www.fulham.com/PDFs/eliteBlue-commissioning-manual.pdf>



# ELIOPJX00SR

## Part Number Matrix

E

L

I

OP

J

X

00

SR

Lighting Control

Subfamily

Primary Protocol & Powering

Primary Control Channels

Package

Secondary Protocol & Powering

Secondary Control Channels

Detection Range

E = EliteControl

L = Link

I = I<sup>2</sup>C / I<sup>2</sup>C Bus Powered

01 = 1 Channel

J = J-Box Mount

X = None

00 = None

SR = Short Range

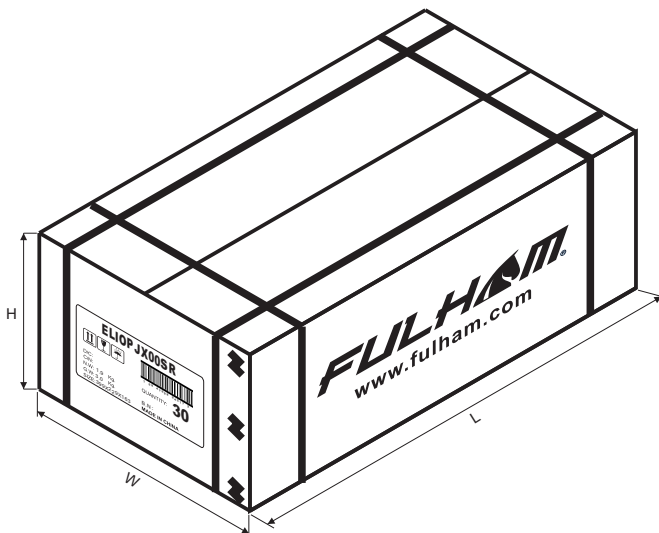
(Conduit Male fitting connector)

## Product Image: External PIR Sensor



## Packaging

Master Carton



OUTER DIMENSION		
L	W	H
15.71"(399mm)	9.02"(229mm)	6.42"(163mm)
Net Weight	Gross Weight	QUANTITY
4.19 lbs. (1.9 kg)	6.61 lbs. (3.0 kg)	30pcs

## Easyfit Bluetooth® Single / Double Rocker Pad

### ESRPB / EDRPB

**Easyfit Single / Double Rocker Pad for BLE (ESRPB / EDRPB) are universal energy harvesting wireless switches implementing the 2.4 GHz Bluetooth Low Energy (BLE) radio standard.**

ESRPB and EDRPB are based on the maintenance free, self-powered Bluetooth Low Energy (BLE) pushbutton transmitter module PTM 215B and delivered as single rocker (ESRPB) and double rocker (EDRPB) variants using the US rocker pad form factor.

The PTM 215B module within ESRPB and EDRPB contains an electro-dynamic energy transducer which is actuated by the rocker movement.

Whenever a rocker is pushed down or released, electrical energy is created and a set of BLE advertising frames is transmitted identifying the rocker status (pushed or released).



„Long“ or „Short“ rocker press (the time between pushing and releasing the rocker) can be calculated by the receiver. This enables switching, dimming control or jalousie control including slat action.

#### Ordering Information

TYPE	ORDERING CODE
Single Rocker Pad ESRPB	ESRPB-W-EO
Double Rocker Pad EDRPB	EDRPB-W-EO

#### Feature Overview

<b>Radio Transmitter</b>	PTM 215B pushbutton module with integrated antenna
<b>Energy Source</b>	Electro-dynamic energy generator, maintenance free
<b>Frequency / Protocol</b>	2.4 GHz / Bluetooth Low Energy (BLE)
<b>Range</b>	Within one room (up to 10 m line of sight)
<b>Channels</b>	2 or 4 (single or double rocker with medial position, pressed/released)
<b>Size of Single Rocker Pad</b>	4.95" H x 3.21" W x 0.74" D (126mm x 82mm x 19mm)
<b>Size of Double Rocker Pad</b>	4.95" H x 4.52" W x 0.72" D (126mm x 115mm x 18mm)
<b>Weight of Single Rocker Pad</b>	3.9 oz (112g)
<b>Weight of Double Rocker Pad</b>	5.3 oz (150g)
<b>Mounting</b>	Screwing onto flat surface (screws included)
<b>Operating conditions</b>	Temperature: -25 ... +65°C Humidity: 0 ... 95% r.h., non-condensing (dry environment only)
<b>Lifetime</b>	> 50.000 actuations (switching cycles) according to EN 60669
<b>Approvals</b>	FCC, IC, ACMA