

PYCC-1M1UNV055S-30L

Selectable Constant Current LED Driver

- Input Voltage: 120V - 277V, 50/60Hz
- Selectable Output Current
- Class 2 LED Driver
- Class P
- Isolated 0-10V Dimming
- Suitable for Dry and Damp location

General Specifications

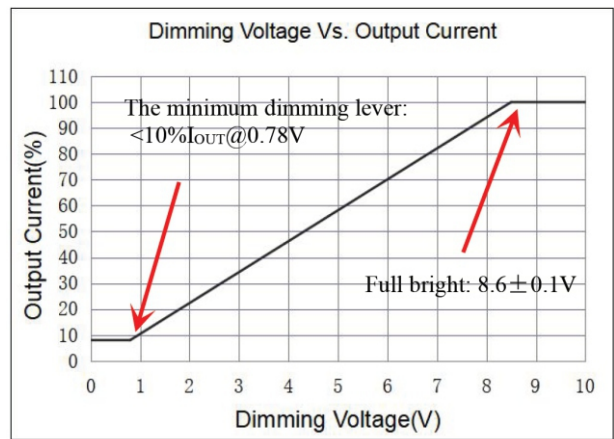
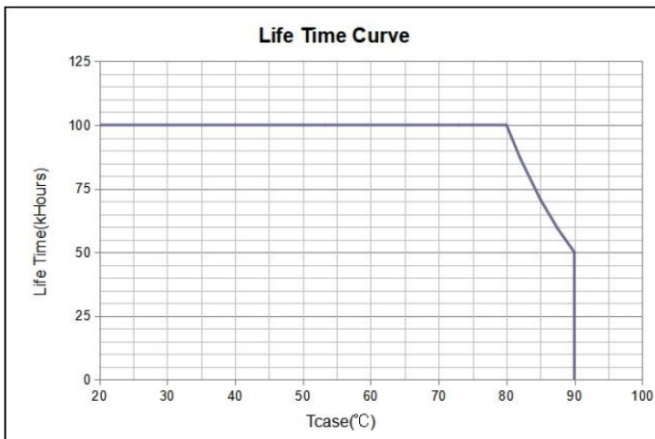
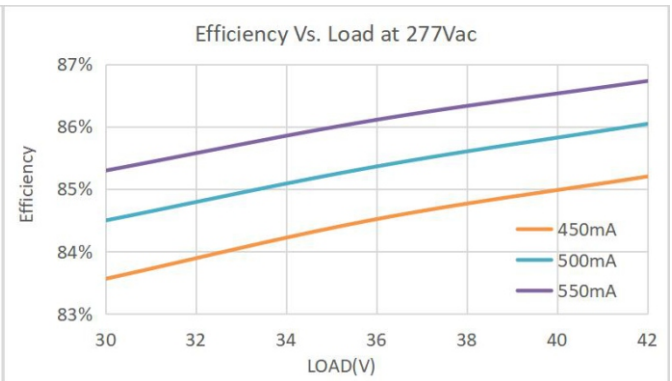
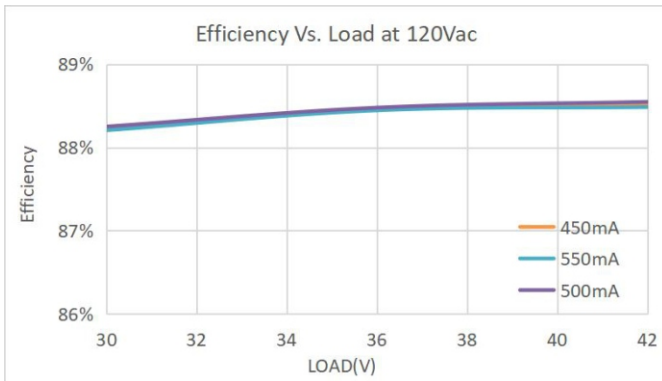
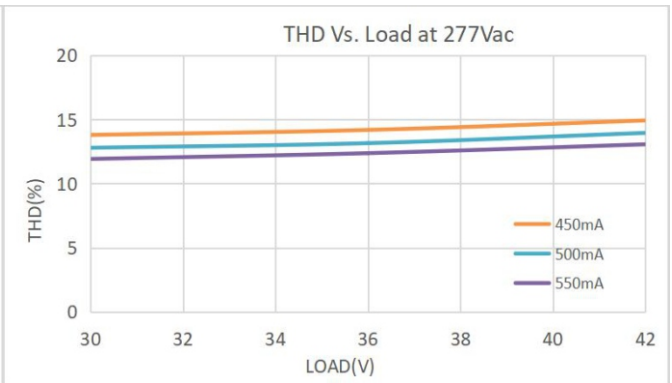
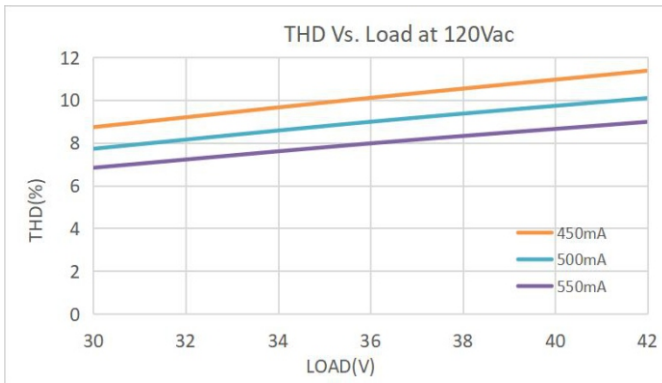
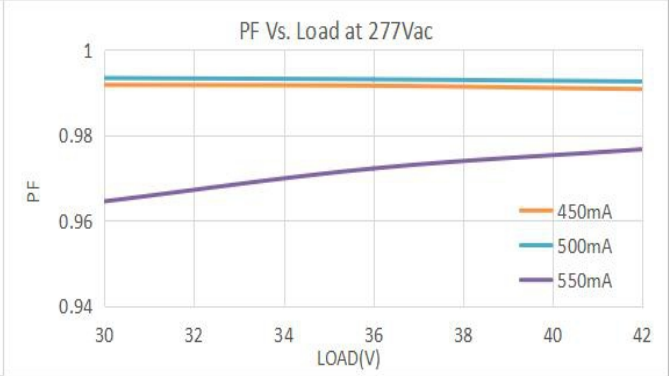
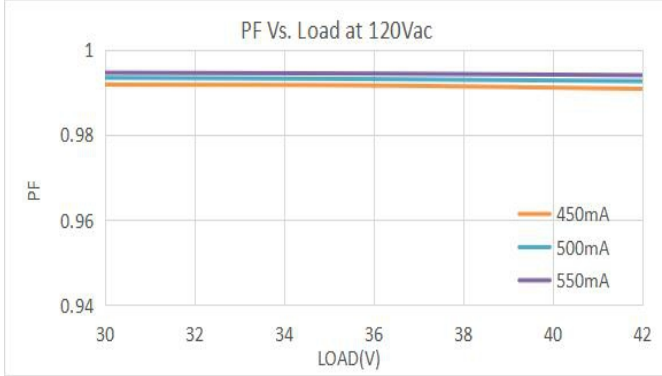
Input Voltage / Frequency	120V - 277VAC 50/60Hz
Input Current	0.34A Max.
Input Power	40W Max.
Input Power Factor	>0.90
THD	<20%
Driver Type	Constant Current
Output Voltage Range	30V - 42V $\overline{=}$
Selectable Output Current	450mA, 500mA, 550mA
Output Power	30W Max.
Efficiency	86% Typ.
Output Type	Constant Current
Inrush Current	45A @277VAC
Max. Leakage Current	0.75mA
Total Over All Ripple	<30%
Flicker Percentage	30%
Dimming Type	0-10V
Dimming Range	100% - 10%
Dimming isolation	Yes
Operating Ambient Temperature Range	-25°C - 50°C
Max. Driver Case Temperature	90°C
Start Up Time	0.75s
Number of Output Channels	1
Overall Size	11.02"x 1.2"x 0.83"
Weight	0.46lbs (210g)
Wire Type / Length	Input: 18AWG / 12" Output & Dimming: 20AWG" / 20"
Safety / Compliance	cULus Listed, UL 8750, UL 1310 CSA C22.2 No.250.13, FCC Part 15B
IP Rating	IP20
Operating Humidity	10-90% RH Non-condensing
Input Surge Protection	Line-Neutral 1kV, Line & Neutral-Ground 2kV, RingWave 2.5kV
Protections	Over-Voltage Protection Short-Circuit Protection
Sound Rating	A
Service Life	50,000Hrs @Max Load, 90°C Tc
Warranty	5 years @ Tc 90°C from the date of manufacture

General Wiring Diagram



PYCC-1M1UNV055S-30L

Typical Characteristics Curve



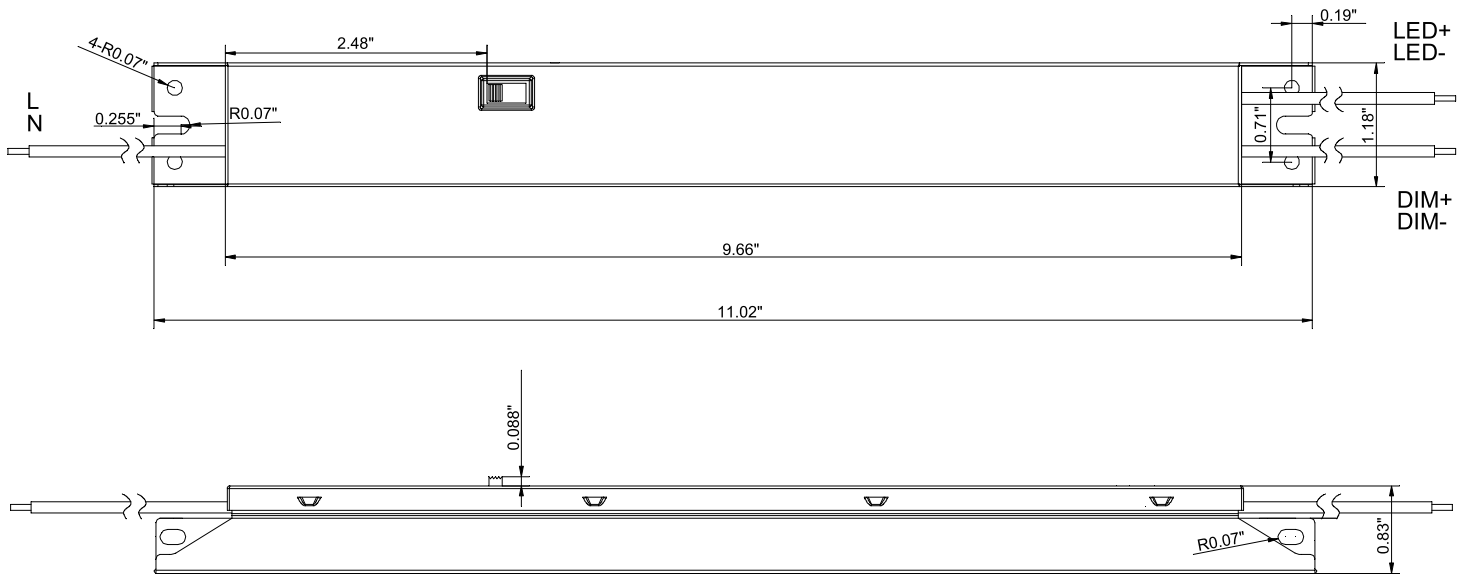
PYCC-1M1UNV055S-30L

Part Number Matrix

P **Y** **C** **C** **1** **M** **1** **U** **N** **V** **0** **5** **5** **S** **3** **0** **L**

LED Driver	Constant Current	# of Control Channels	Control Type	# of Output Channels	Input Voltage	Output current	Characteristic	Max. Output Power	Case Type
PY=Pony LED	CC = Constant Current	1 = 1 Channel	M = 0-10V dimming	1 = 1 Channel	UNV=120-277V	055=550mA	S = Selectable	30=30W	L = Linear

Mechanical Drawings



Overall Dimensions	
Length	11.02"(280mm)
Width	1.18"(30mm)
Height	0.83"(21.2mm)

Wire Length	
AC Input	11.8"(300mm)
LED Output	19.7"(500mm)
0-10V Dim	19.7"(500mm)



PYCC-1M1UNV055S-30L



RoHS COMPLIANT




Product Image:



Packaging

Master Carton



OUTER DIMENSION		
L	W	H
18.26" (464mm)	12.56"(319mm)	7.05" (179mm)
Net Weight	Gross Weight	QUANTITY
20.94bs. (9.5kg.)	24.47bs. (11.1kg)	40pcs.