



# T1240024V-150EE

## SPECIFICATIONS

IP 20



- **SLIM Constant Voltage LED Driver**
- **Flicker free, O/P Ripple Current < 10%**
- **Output Wattage : 150W Max**
- **Output Current: 6.25A**
- **Output voltage 24Vdc**
- **Application**  
- CV indoor Lights

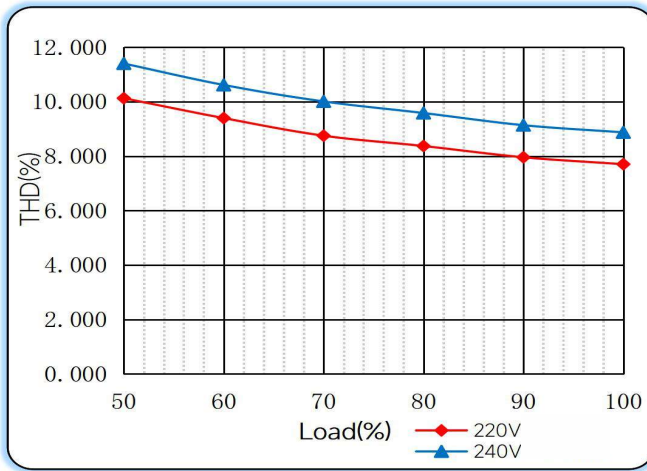
### General Specifications

Rated Input Voltage	220-240/240/230VAC, 50/60Hz
Operating Input Voltage Range	196-264VAC, 50/60Hz
Input Current	0.9 A Max.
Input Power	167W Max.
Power Factor	>0.95 @ 230Vac Full Load
THD	< 15% @ 230Vac Full Load
Efficiency	>88%
Driver Type	Constant Voltage
Output Current	6.25A
Output Voltage Range	24VDC ±5%
Output Power	150W
Number of Output Channels	1 Channel
Dimming Controller Type/Dimming Range	NA
RFI/EMI	CE
Output Type	Class II
Ambient Operating Temperature Range	-20°C to 45°C
Max. Case Temperature	85°C
Sound Rating	NA
Input Surge Protection	Line-Neutral 1kV
Protections	Input Over Current : NON-Resettable Input Over Voltage : NA Input Under Voltage : NA Output Short Circuit : Auto recovery Output Open Circuit : Auto recovery Output Overload : YES Over Temperature : YES
Service Life	50,000 hours @ Tc 85°C
Approvals / Class	Dry Locations
Warranty	3 Years
Weight	0.345Kg

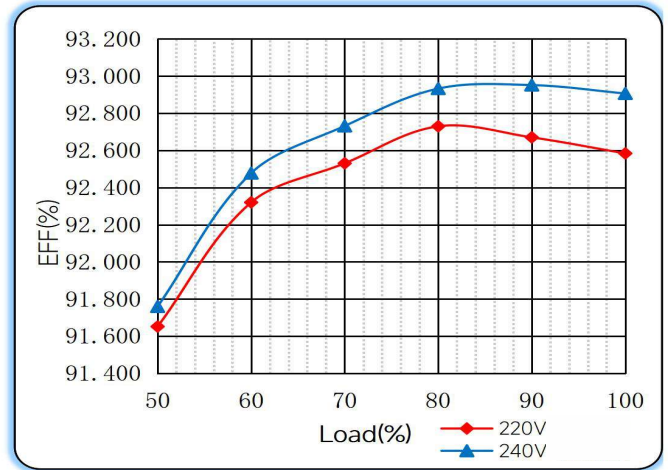
**Note** - Ripple & Noise are measured at 20MHz of bandwidth by using a 300mm twisted pair-wire terminated with a 0.1uF & 47 uF parallel capacitor.

Fulham extends a limited warranty only to the original purchaser or to the first user for a period of 3 years @ Tc 85°C from the date of manufacture when properly installed and operated under normal conditions of use. For complete terms and conditions, please reference the Fulham Product Catalog ([www.fulham.com](http://www.fulham.com)). Due to a program of continuous improvement, Fulham reserves the right to make modifications or variations in design or construction to the equipment described. © Fulham Company Limited, All Rights Reserved.

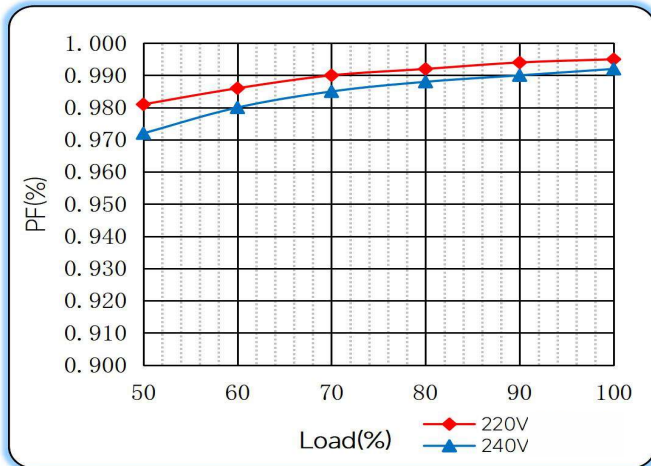
### THD vs. Load



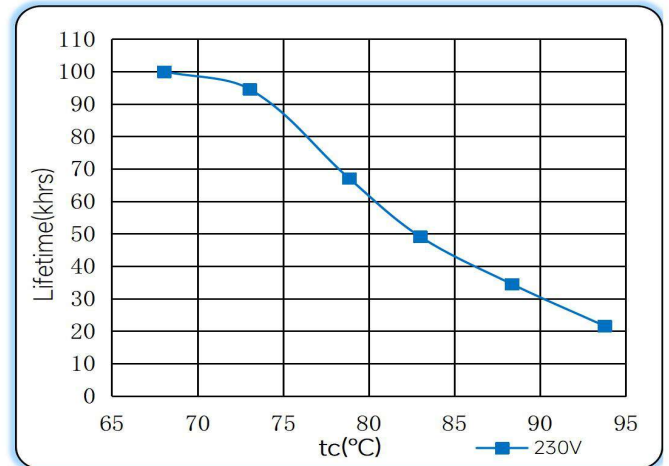
### Efficiency vs. Load



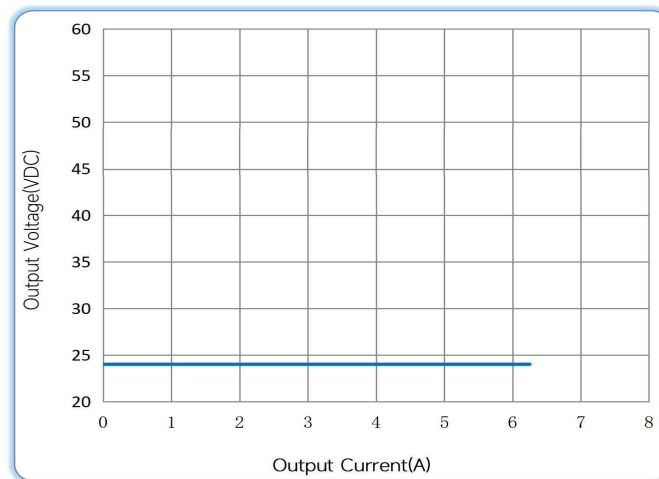
### Power Factor Characteristics



### Lifetime vs. Temperature Curve

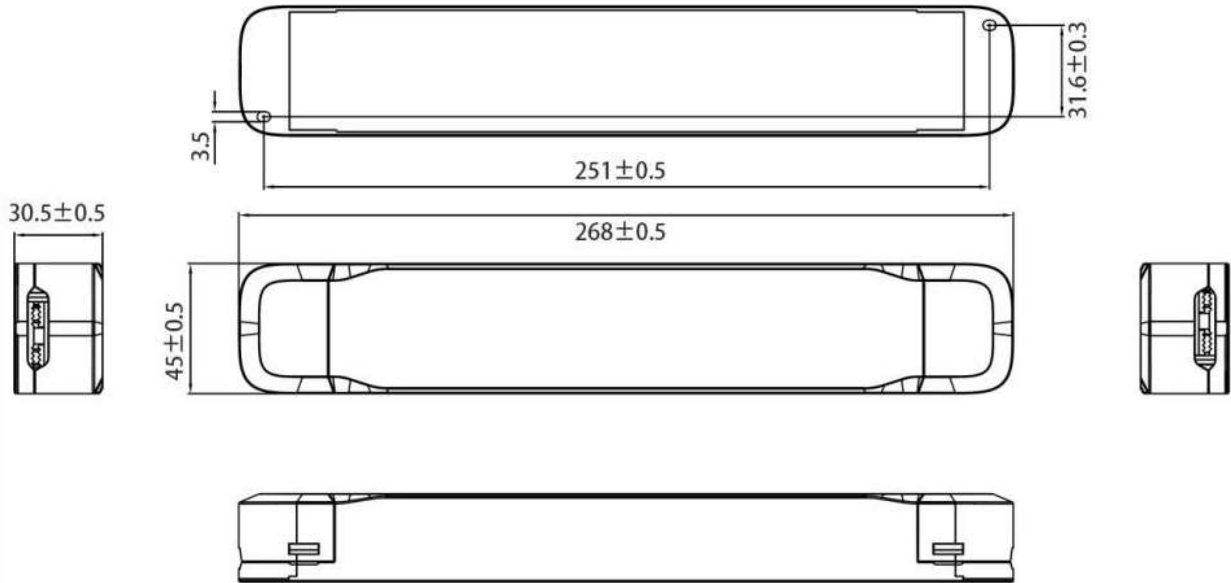


### Operating window



Fulham extends a limited warranty only to the original purchaser or to the first user for a period of 3 years @ Tc 85°C from the date of manufacture when properly installed and operated under normal conditions of use. For complete terms and conditions, please reference the Fulham Product Catalog ([www.fulham.com](http://www.fulham.com)). Due to a program of continuous improvement, Fulham reserves the right to make modifications or variations in design or construction to the equipment described. © Fulham Company Limited, All Rights Reserved.

### Mechanical Data



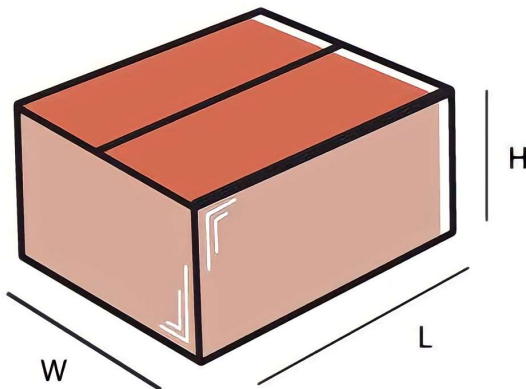
### Product Image



Note : All Dimensions are in mm.

Tolerance= $\pm 0.5$ mm

### Packaging



#### Master carton

OUTER DIMENSION		
L	W	H
380mm	290mm	230mm
Net Weight	Gross Weight	QUANTITY
19.0 kg	20 kg	55 pc.

Fulham extends a limited warranty only to the original purchaser or to the first user for a period of 3 years @ Tc 85°C from the date of manufacture when properly installed and operated under normal conditions of use. For complete terms and conditions, please reference the Fulham Product Catalog ([www.fulham.com](http://www.fulham.com)). Due to a program of continuous improvement, Fulham reserves the right to make modifications or variations in design or construction to the equipment described. © Fulham Company Limited, All Rights Reserved.