

Features

- Support DALI-2 dimming mode
- 10-level current output can be realized by DIP-switch
- Soft dimming and flicker-free at any brightness
- Dimming range 1~100%
- Standby power input<0.5W, meets the requirements of ErP certification
- High PF, high efficiency, low THD
- Independent input and output strain relief, stronger wiring
- Intelligent LED hot-plug protection function
- SELV and Class II design, suitable for use outside of the light
- Passed ENEC-TUV,CE,RCM,CCC,DALI-2 and other certifications
- IP20 protection grade, indoor use
- Nominal life-time up to 50,000 h

Interfaces

- DALI-2(DALI-2 DT6)

Functions

- Support central emergency application (dimming normal in DC input)
- Support self-contained emergency application
- Protective features (short-circuit,no-load, hot plug-in protection)

Suitable for lights

- Suitable for lights with independent drivers such as downlights, spotlights, panel lights, etc

Typical applications

- LED indoor lighting
- LED office lighting
- LED commercial lighting





T1A1240075S-30EE

SPECIFICATIONS



- **DALI-2 Constant Current LED Driver**
- **Multiple current selection through dip switch.**
- **Output Current: 300 - 750mA**
- **Flicker Free: O/P Ripple current < 10%**
- **Output Wattage : 30W Max**
- **Output voltage range of 3-42Vdc**
- **Linear CRCA Cabinet**
- **Suitable For Dry Locations**
- **Application:**
 - Suitable for indoor SELV application
 - Suitable for Linear fixture for Office, Education, Storage area and Retail

General Specifications

| | |
|-------------------------------------|--|
| Rated Input Voltage | 200-240Vac,50/60Hz |
| Operating Input Voltage Range | 180-264Vac,50/60Hz |
| Input Current | <0.25 @ 230Vac |
| Input Power | 34.5W |
| Power Factor | >0.95 @ 230Vac/Full Load, >90 @ 230Vac/>30% Load |
| THD | <10% @ 230Vac/Full Load, THD <20% @ 230Vac/>30% Load |
| Efficiency (Typical) | 87% |
| Driver Type | Constant Current DALI-2 |
| Output Current | 750mA ±5%, 700mA ±5%, 650mA ±5%, 600mA ±5%, 550mA ±5%, 500mA ±5% 450mA ±5%, 400mA ±5%, 350mA ±5%, 300mA ±5% *Refer DIP switch Table for O/P current selection |
| Output Voltage Range | 3-42Vdc (3-40Vdc @ 750mA) |
| Output Power | 30W |
| Number of Output Channels | 1 Channel |
| Output Type | Class I |
| Dimming Controller Type | DALI-2 |
| Ambient Operating Temperature Range | -20°C to 60°C |
| Max. Case Temperature | 90°C |
| Input Surge Protection | 2.5KV |
| Protections | Input Over Current : Non Resettable (Fuse) Output Short Circuit : Auto Recovery (HICCUP Mode) Output Open Circuit : Auto Recovery (HICCUP Mode) Output Overload : YES Over Temperature : Auto Recovery (HICCUP Mode) |
| Safety Standards | EN61347-1/2-13, GB19510.1/14, EN62384, IEEEE1789 |
| Dali Standards | IEC62386-101, 102, 207 |
| Withstand Voltage | I/P-O/P:3750Vac, I/P-FG:1750Vac, O/P-FG:500Vac |
| Leakage Current | <0.75mA @ 240Vac |
| Isolation resistance | I/P-O/P:100MΩ / 500Vdc / 25°C / 70% RH |
| Life | 50,000 Hours @85°C |
| Approvals / Class | SELV Equivalent |
| Warranty | 3 Years |
| Weight | 0.180 Kg |

Note : Suitable for indoor application only

Fulham extends a limited warranty only to the original purchaser or to the first user for a period of **03 years @ Tc 85°C** from the date of manufacture when properly installed and operated under normal conditions of use. For complete terms and conditions, please reference the Fulham Product Catalog (www.fulham.com). Due to a program of continuous improvement, Fulham reserves the right to make modifications or variations in design or construction to the equipment described. © Fulham Company Limited, All Rights Reserved.

DIP Switch Chart :

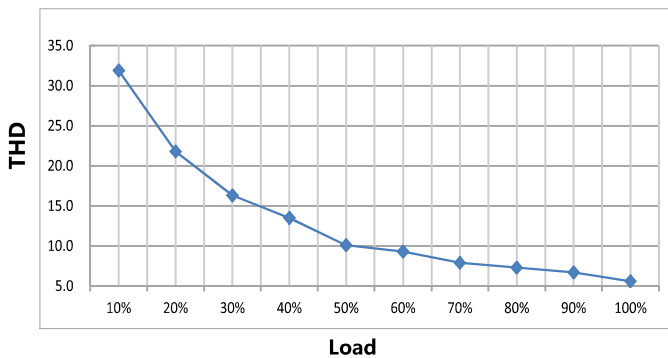
Remark: this current is factory default.

this Switch is off.

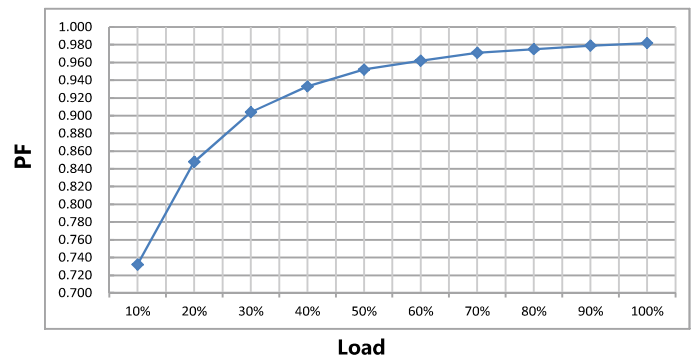
| Pin(W) typ. | Output | | | Switch | | | |
|----------------|-----------|---|--------------|--------|----|----|----|
| | Prated(W) | Irated(mA) | Voltage(Vdc) | 1 | 2 | 3 | 4 |
| 15.0 | 12.6 | 300 <input type="checkbox"/> | 3-42 | - | ON | ON | ON |
| 17.0 | 14.7 | 350 <input type="checkbox"/> | 3-42 | ON | - | ON | ON |
| 19.5 | 16.8 | 400 <input type="checkbox"/> | 3-42 | - | - | ON | ON |
| 22.0 | 18.9 | 450 <input type="checkbox"/> | 3-42 | - | ON | - | ON |
| 24.0 | 21.0 | 500 <input type="checkbox"/> | 3-42 | - | - | - | ON |
| 26.5 | 23.1 | 550 <input type="checkbox"/> | 3-42 | ON | ON | ON | - |
| 29.0 | 25.2 | 600 <input type="checkbox"/> | 3-42 | - | - | ON | - |
| 31.0 | 27.3 | 650 <input type="checkbox"/> | 3-42 | - | ON | - | - |
| 34.5 | 29.4 | 700 <input type="checkbox"/> | 3-42 | ON | - | - | - |
| 34.5 | 30.0 | 750 <input checked="" type="checkbox"/> | 3-40 | - | - | - | - |

Before use, always check dipswitch settings!

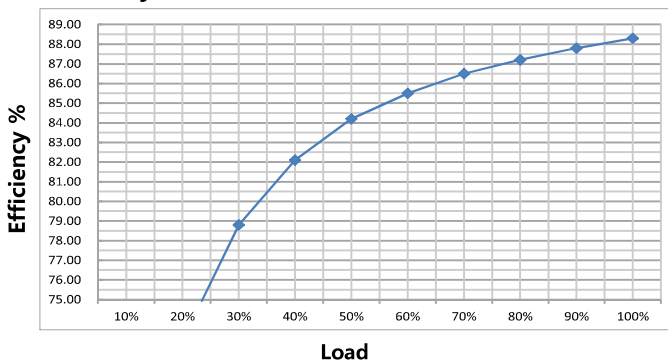
THD vs. Load



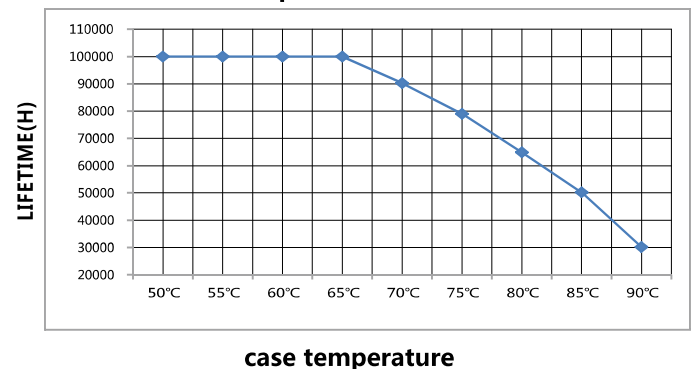
Power factor vs. Load



Efficiency vs. Load



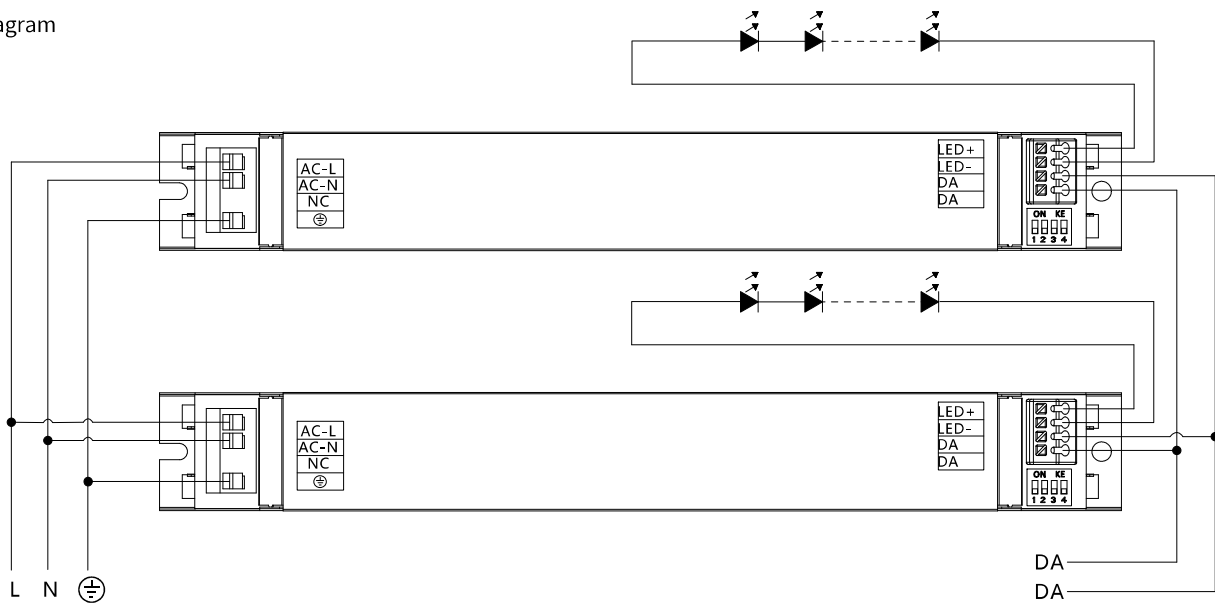
Lifetime vs. case temperature



Fulham extends a limited warranty only to the original purchaser or to the first user for a period of **03 years @ Tc 85°C** from the date of manufacture when properly installed and operated under normal conditions of use. For complete terms and conditions, please reference the Fulham Product Catalog (www.fulham.com). Due to a program of continuous improvement, Fulham reserves the right to make modifications or variations in design or construction to the equipment described. © Fulham Company Limited, All Rights Reserved.

DALI dimming application

Wiring diagram



Activating DALI control mode

- After installation according to the wiring diagram of DALI control application, the driver will automatically switch to the DALI control mode after receiving any DALI command.

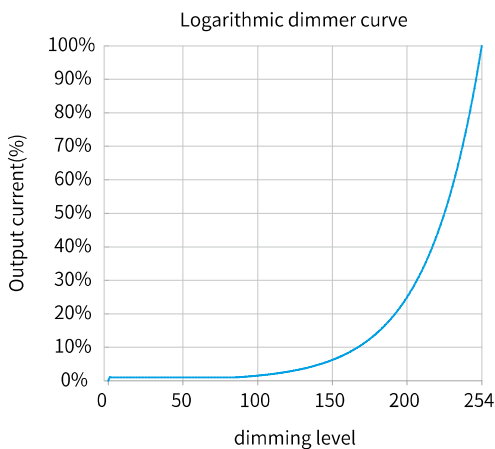
Remarks:

- Standard DALI control line voltage range: 9.5V to 22.5V, type 16V.
- The two DALI control lines polarity-reversible.
- Max. 64 DALI drivers per DALI control line.
- The maximum distance length of the DALI control line is 300m at $2 \times 1.5\text{mm}^2$.
- DALI bus can be wired together with any mains voltage cables, but separate wiring is recommended.

Wiring distance vs cable size

| Cable size | Distance |
|---------------------------------|----------|
| $2 \times 0.50\text{mm}^2$ | max.100m |
| $2 \times 0.75\text{mm}^2$ | max.150m |
| $2 \times 1.00\text{mm}^2$ | max.200m |
| $\geq 2 \times 1.50\text{mm}^2$ | max.300m |

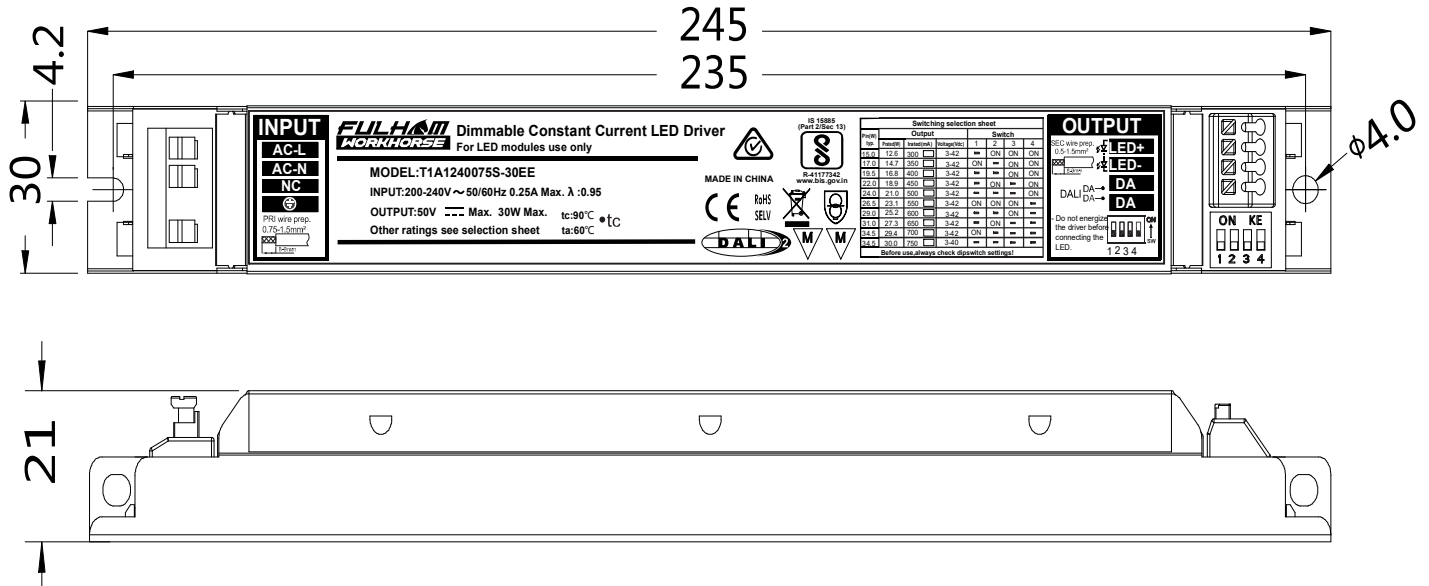
Dimming curve



Remarks: The dimming curve can be selected by DALI configuration. The default is logarithmic dimming curve.

Fulham extends a limited warranty only to the original purchaser or to the first user for a period of **03 years @ Tc 85°C** from the date of manufacture when properly installed and operated under normal conditions of use. For complete terms and conditions, please reference the Fulham Product Catalog (www.fulham.com). Due to a program of continuous improvement, Fulham reserves the right to make modifications or variations in design or construction to the equipment described. © Fulham Company Limited, All Rights Reserved.

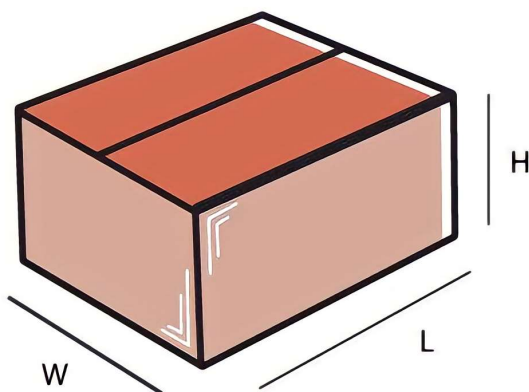
Mechanical Data :



Note : All Dimensions are in mm.

Tolerance=±0.5mm

Packaging



Master carton

| OUTER DIMENSION | | |
|-----------------|--------------|----------|
| L | W | H |
| 355mm | 285mm | 205mm |
| Net Weight | Gross Weight | QUANTITY |
| 7.18 kg | 8.48 kg | 42 pc. |

Installation Instructions:

Connect Wires as per details given on the Driver Screen. Keep proper ventilation around the LED Driver and do not stack any object on it. Also a 10-15 cm clearance must be kept when the adjacent device is a heat source. Do not exceed the declared Hot spot temperature(Tc max) under any circumstances.

Fulham extends a limited warranty only to the original purchaser or to the first user for a period of **03 years @ Tc 85°C** from the date of manufacture when properly installed and operated under normal conditions of use. For complete terms and conditions, please reference the Fulham Product Catalog (www.fulham.com). Due to a program of continuous improvement, Fulham reserves the right to make modifications or variations in design or construction to the equipment described. © Fulham Company Limited, All Rights Reserved.