



T1240012V-75PB SPECIFICATIONS

IP 67 
SELV Equivalent

- Constant Voltage LED Driver
- Output Wattage: 75W
- Nominal Input Voltage: 240Vac,50Hz
- Output Current: 6250mA
- Aluminum extrusion enclosure and cables
- Output voltage range of 12Vdc \pm 5%
- Suitable For Dry, Damp and Wet Locations
- Surge Immunity 5KV / 5KV
- 440Vac application @ 8Hrs
- OVP and UVP Cut-off
- IP 67

General Specifications

Rated Input Voltage	150-280Vac,50Hz
Operating Input Voltage Range	120-300Vac,50Hz
Input Current	0.82A Max @ 120Vac, 0.41 A Max @ 240Vac
Input Power	93W Max @ Rated I/P voltage at Max Load
Power Factor	>0.95 (@ Full Load at Rated Voltage)
THD	<10% (@ Full Load at Rated Voltage)
Efficiency	>83% Typical
Driver Type	Constant Voltage
Output Current	6250mA Max
Output Voltage Range	12Vdc \pm 5%
Output Power	75W Max
Number of Output Channels	1 Channel
Output Type	Class I
Ambient Operating Temperature Range	-10°C to 55°C
Max. Case Temperature	85°C
Input Surge Protection	L-N-5KV, L-N-E-5KV
Protections	Input Over Current : Non Resettable (Fuse)
	Input Over Voltage : Shutdown @ >325Vac, Auto recovery @ 300-315Vac, @ 25°C 440Vac for 8 hours @ 35°C, 320Vac for 48 hours @ 50°C
	Input Under Voltage : Shutdown <95Vac, Auto recovery 105Vac \pm 10V
	Output Short Circuit : Auto Recovery (HICCUP Mode) Continuous
	Output Open Circuit : YES
	Output to Ground short: YES
	Output Overload : YES (HICCUP MODE)
	Over Temperature : HICCUP Mode
Service Life	50,000 Hours @ 70° Tc
Approvals / Class	SELV Equivalent ; Dry ,Damp and Wet Locations
Warranty	05 Years
Weight	0.900 Kg

Fulham extends a limited warranty only to the original purchaser or to the first user for a period of **05 years @ Tc** max from the date of manufacture when properly installed and operated under normal conditions of use. For complete terms and conditions, please reference the Fulham Product Catalog (www.fulham.com). Due to a program of continuous improvement, Fulham reserves the right to make modifications or variations in design or construction to the equipment described.
© Fulham Company Limited, All Rights Reserved.

Figure 1

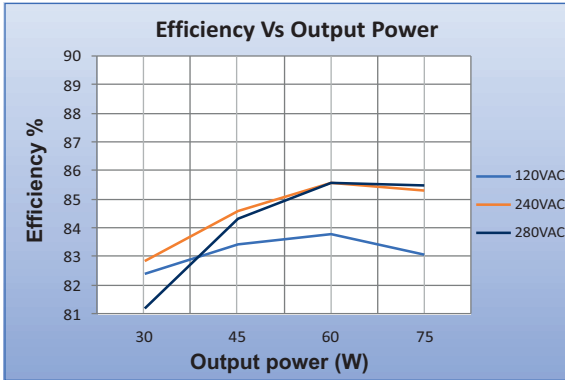


Figure 2

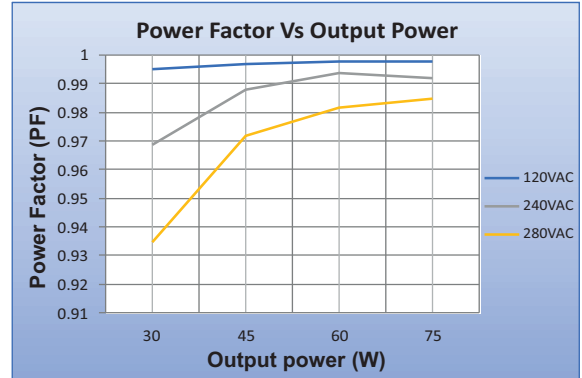
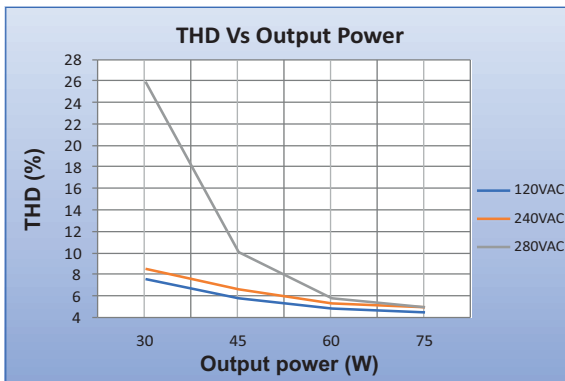




Figure 3



Mechanical Data

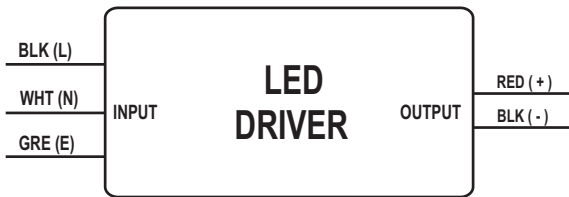


Product image



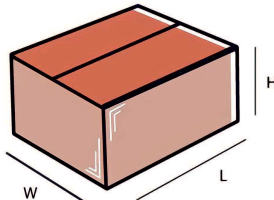
Note :All Dimensions are in mm .Tolerance=±0.5mm

Wiring Diagrams



INPUT SIDE	LENGTH	OUTPUT SIDE	LENGTH
BLACK (L)	3 CORE CABLE 300mm	RED (+)	2 CORE CABLE 300mm
WHITE (N)		BLACK (-)	
GREEN (E)			

Packaging



Master carton

OUTER DIMENSION		
L	W	H
230mm	190mm	160mm
Net Weight	Gross Weight	QUANTITY
8.1kg	8.6kg	09

Installation Instructions:

Connect Wires as per details given on the Driver Screen. Keep proper ventilation around the LED Driver and do not stack any object on it. Also a 10-15 cm clearance must be kept when the adjacent device is a heat source. Do not exceed the declared Hot spot temperature (Tc max) under any circumstances.

Fulham extends a limited warranty only to the original purchaser or to the first user for a period of **05 years @ Tc max** from the date of manufacture when properly installed and operated under normal conditions of use. For complete terms and conditions, please reference the Fulham Product Catalog (www.fulham.com). Due to a program of continuous improvement, Fulham reserves the right to make modifications or variations in design or construction to the equipment described.
© Fulham Company Limited, All Rights Reserved.