



# T1240024V-100PB. SPECIFICATIONS

IP 67



SELV Equivalent

- Constant Voltage LED Driver
- Output Wattage: 100W
- Output Current: 4.17A
- Output Voltage Range of 24Vdc
- Aluminum extrusion enclosure and cables
- Suitable For Dry, Damp and Wet Locations
- Ripple Current <5% (LF<200Hz) (pk/avg)
- 440Vac application @ 8Hrs
- OVP Cut-off
- Surge Immunity 4KV

## General Specifications

Rated Input Voltage	160-280Vac,50/60Hz
Operating Input Voltage Range	120-300Vac,50/60Hz
Input Current	0.488A @ Rated Voltage
Input Power	117W Max @ Rated I/P Voltage
Power Factor	>0.95 (@ Full Load at Rated Voltage)
THD	<10% (@ Full Load at Rated Voltage)
Efficiency	>85% @ Rated I/P Voltage & Max Load
Driver Type	Constant Voltage
Output Current	4.17A Max
Output Voltage Range	24Vdc +4%/-5%
Output Power	100W Max
Number of Output Channels	1 Channel
Output Type	Class I
Ambient Operating Temperature Range	-10°C to 55°C
Max. Case Temperature	70°C
Input Surge Protection	L-N-4KV, L-N-E-4KV As Per EN 61000-4-5
Protections	Input Over Current : Non Resettable (Fuse)
	Input Over Voltage : Shutdown @ >320Vac,Auto recovery 440Vac for 8 hours
	Output Short Circuit : Auto Recovery (HICCUP Mode) Continuous
	Output Open Circuit : YES
	Output to Ground short: YES
	Output Overload : YES (HICCUP MODE)
	Over Temperature : NA
Service Life	50,000 Hours @ Tc Max.
Approvals / Class	SELV Equivalent ; Dry, Damp and Wet Locations
Warranty	05 Years
Weight	1.00 Kg

Fulham extends a limited warranty only to the original purchaser or to the first user for a period of **05 years @ Tc max** from the date of manufacture when properly installed and operated under normal conditions of use. For complete terms and conditions, please reference the Fulham Product Catalog ([www.fulham.com](http://www.fulham.com)). Due to a program of continuous improvement, Fulham reserves the right to make modifications or variations in design or construction to the equipment described.

© Fulham Company Limited, All Rights Reserved.



Figure 1

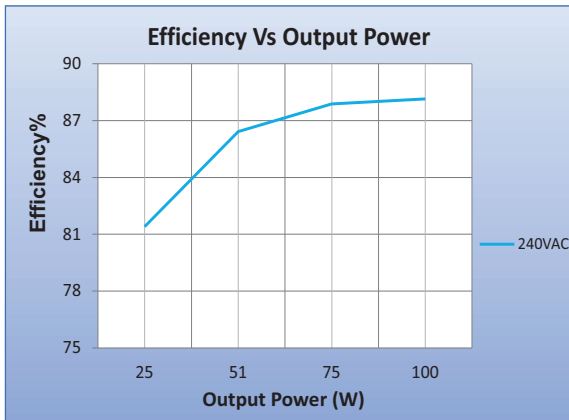


Figure 2

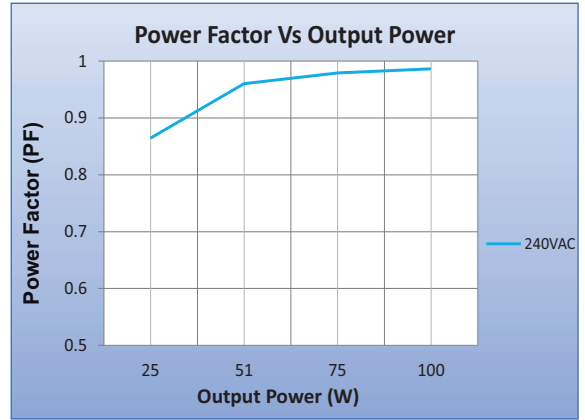


Figure 3

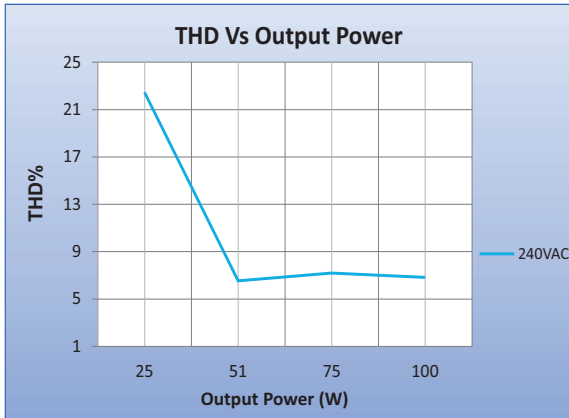


Figure 4

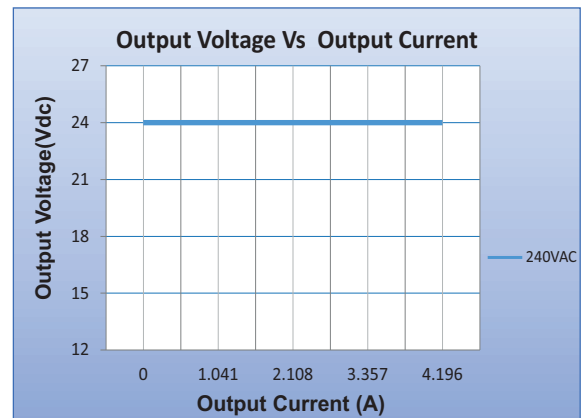


Figure 5

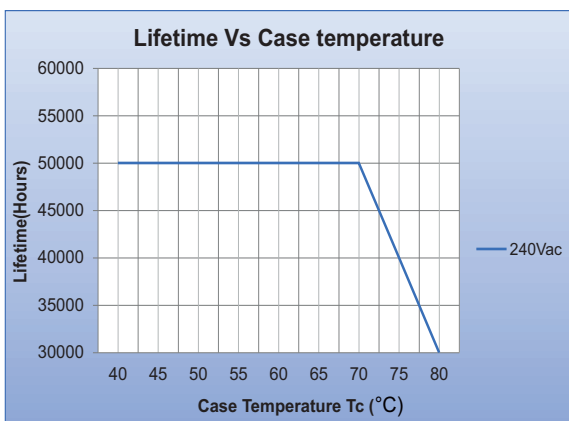
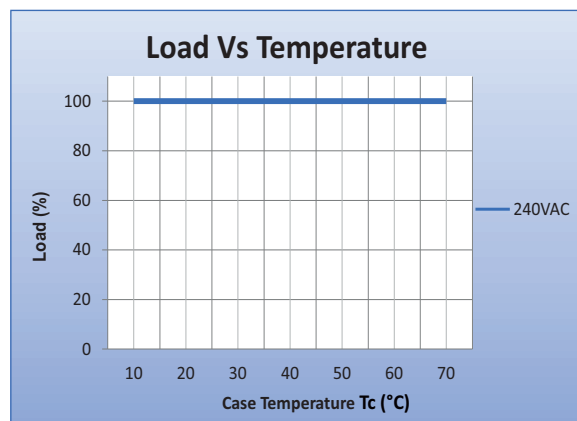



Figure 6




Fulham extends a limited warranty only to the original purchaser or to the first user for a period of **05 years @ Tc max** from the date of manufacture when properly installed and operated under normal conditions of use. For complete terms and conditions, please reference the Fulham Product Catalog ([www.fulham.com](http://www.fulham.com)). Due to a program of continuous improvement, Fulham reserves the right to make modifications or variations in design or construction to the equipment described. © Fulham Company Limited, All Rights Reserved.



### Mechanical Data



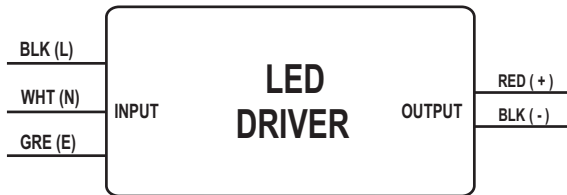
### Product Image



Note :All Dimensions are in mm .

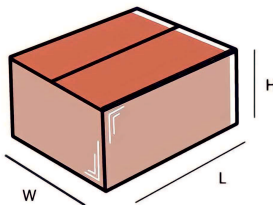
Tolerance = ± 0.5mm

### Wiring Diagrams



INPUT SIDE	LENGTH	OUTPUT SIDE	LENGTH
BLACK (L)	3 CORE CABLE 300mm	RED (+)	2 CORE CABLE 300mm
WHITE (N)		BLACK (-)	
GREEN (E)			

### Packaging

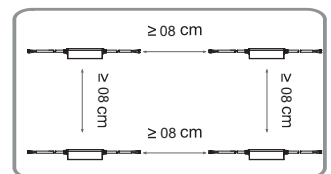


### Master carton

OUTER DIMENSION		
L	W	H
235mm	230mm	155mm
Net Weight	Gross Weight	QUANTITY
8.55kg	9.1kg	09

### Installation Instructions:

- The driver should be installed in a dry, acid-free, oil free, fat-free environment.
- Do not exceed the declared Hot spot temperature(Tc max) under any circumstances.
- ≥ 08 cm clearance must be kept between the drivers as per installation diagram, When multiple drivers used.



Fulham extends a limited warranty only to the original purchaser or to the first user for a period of **05 years @ Tc max** from the date of manufacture when properly installed and operated under normal conditions of use. For complete terms and conditions, please reference the Fulham Product Catalog ([www.fulham.com](http://www.fulham.com)). Due to a program of continuous improvement, Fulham reserves the right to make modifications or variations in design or construction to the equipment described. © Fulham Company Limited, All Rights Reserved.