





Figure 1

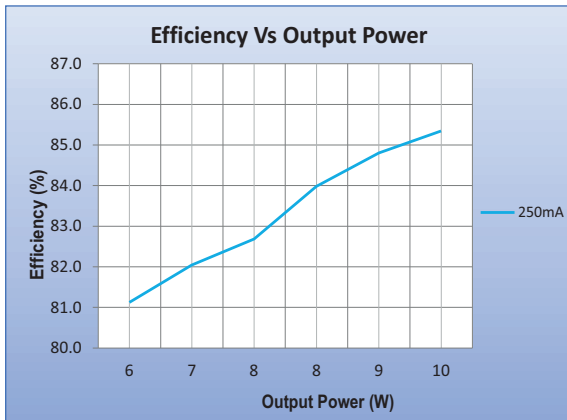


Figure 2

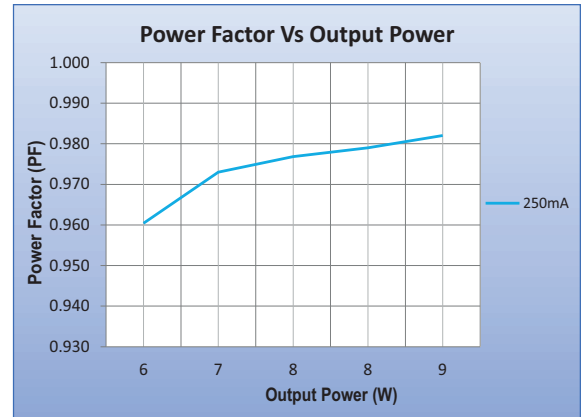


Figure 3

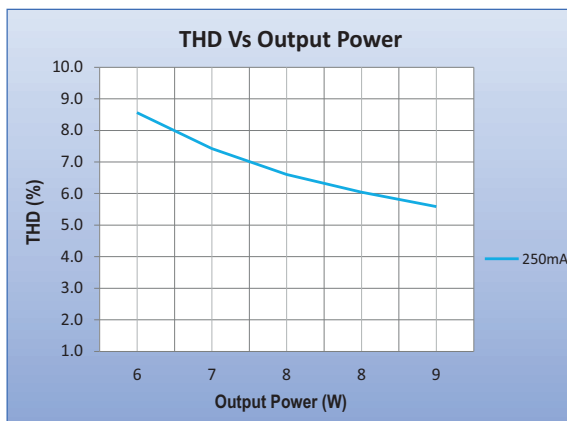


Figure 4

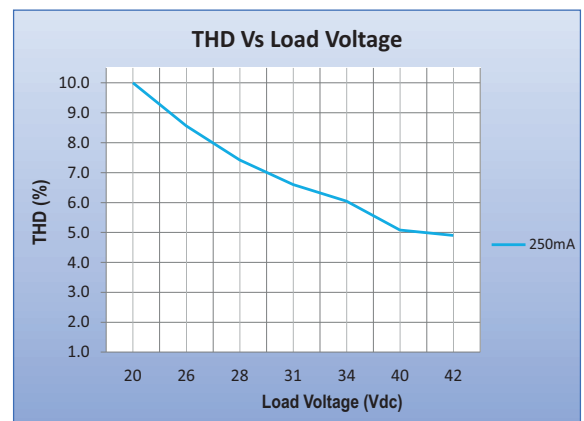
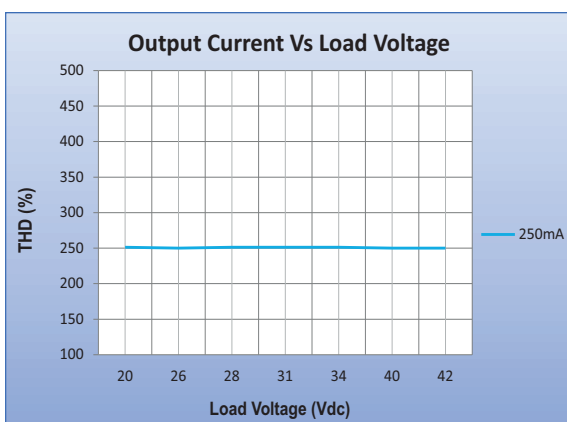
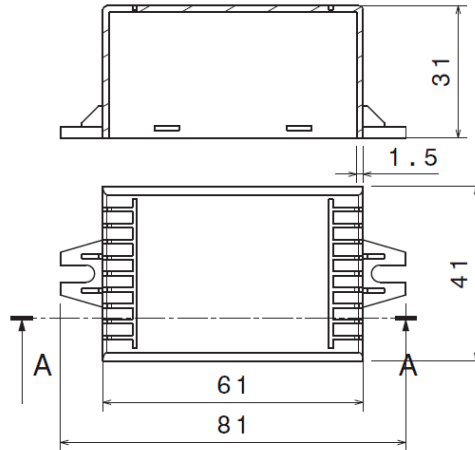


Figure 5





### Mechanical Data



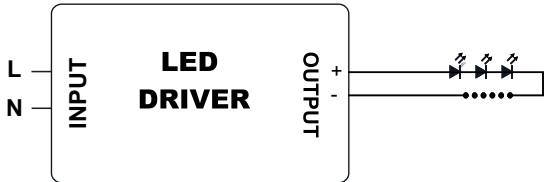
### Product Image



Note :All Dimensions are in mm .

Tolerance=±0.5mm

### Wiring Diagrams

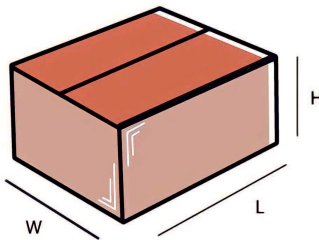


| INPUT SIDE | LENGTH |
|------------|--------|
| BLACK      | 250 MM |
| WHITE      | 250 MM |

| OUTPUT SIDE | LENGTH |
|-------------|--------|
| BLUE        | 250 MM |
| RED         | 250 MM |

Output wire with Terminal: N.A

### Packaging



#### Master carton

| OUTER DIMENSION |              |          |
|-----------------|--------------|----------|
| L               | W            | H        |
| 270mm           | 195mm        | 185mm    |
| Net Weight      | Gross Weight | QUANTITY |
| 7.5kg           | 8.0 kg       | 50 pc.   |

### Installation Instructions:

- The driver should be installed in a dry, acid-free, oil free, fat-free environment.
- Do not exceed the declared Hot spot temperature(Tc max) under any circumstances.

Fulham extends a limited warranty only to the original purchaser or to the first user for a period of **3 years @ Tc Max** from the date of manufacture when properly installed and operated under normal conditions of use. For complete terms and conditions, please reference the Fulham Product Catalog ([www.fulham.com](http://www.fulham.com)). Due to a program of continuous improvement, Fulham reserves the right to make modifications or variations in design or construction to the equipment described. © Fulham Company Limited, All Rights Reserved.