



# T12400350-13F G1 SPECIFICATIONS

IP 20  
SELV Equivalent



- Constant Current LED Driver
- Output Wattage: 13W
- Output Current: 350mA +10%
- Output voltage range of 21-38Vdc
- Suitable for Dry Locations
- PC Enclosure
- Surge Immunity 2KV
- Class II

## General Specifications

Rated Input Voltage	220-240/230/240Vac,50/60Hz
Operating Input Voltage Range	160-280Vac,50/60Hz
Input Current	0.076A Max.
Input Power	16W Max.
Power Factor	>0.95 @ Rated I/P Voltage & Full Load
THD	<10% @ Rated I/P Voltage & Full Load
Efficiency	>82% @ Rated I/P Voltage & Full Load
Driver Type	Constant Current
Output Current	350mA ±10%
Output Voltage Range	21-38Vdc
No Load Output Voltage	55Vdc Max
Output Power	13.3W Typical
Number of Output Channels	1 Channel
Dimming Controller Type/Dimming Range	NA
Output Type	Class II
Ambient Operating Temperature Range	-10°C to 50°C
Max. Case Temperature	70°C
Input Surge Protection	Line-Neutral 2kV As per EN 61000-4-5
Protections	Input Over Current : NON-Resettable Input Over Voltage : 320Vac Operation for 48Hrs, 360Vac Operation for 2Hrs Input Under Voltage : NA Output Short Circuit : Auto Recovery (HICCUP Mode) Output Open Circuit : Auto Recovery (HICCUP Mode) Output to Ground short : YES Output Overload : YES Over Temperature : NA
Service Life	25,000 hours @ Tc Max
Approvals / Class	Suitable for Dry Locations
Warranty	2 years
Weight	0.065Kg

Note : All Performance Specified at Rated Voltage and Full Load.  
Recommended to be used only for Indoor Application.

Fulham extends a limited warranty only to the original purchaser or to the first user for a period of **2 years @ Tc Max** from the date of manufacture when properly installed and operated under normal conditions of use. For complete terms and conditions, please reference the Fulham Product Catalog ([www.fulham.com](http://www.fulham.com)). Due to a program of continuous improvement, Fulham reserves the right to make modifications or variations in design or construction to the equipment described.  
© Fulham Company Limited, All Rights Reserved.



Figure 1

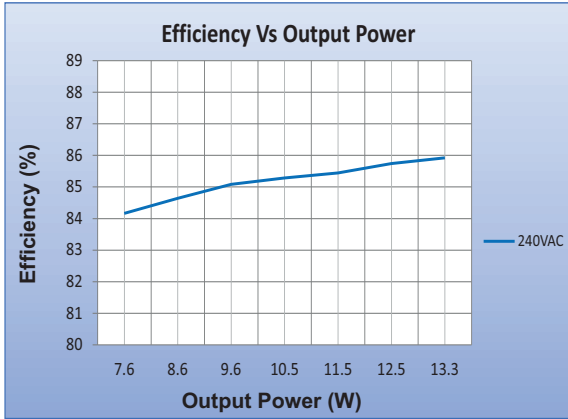


Figure 2

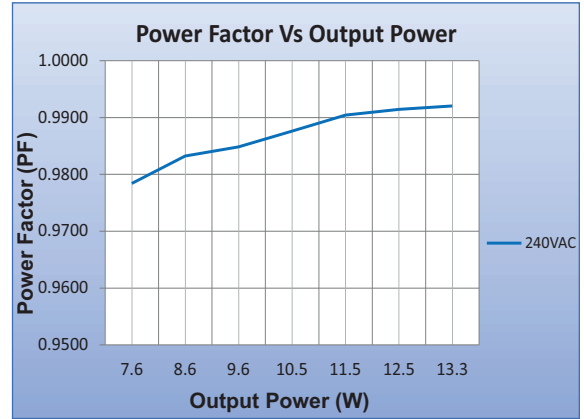


Figure 3

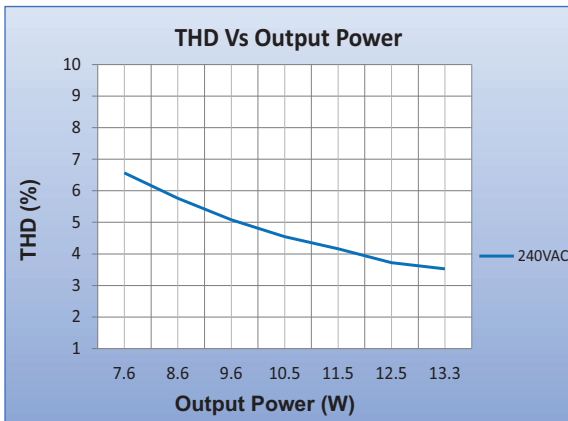


Figure 4

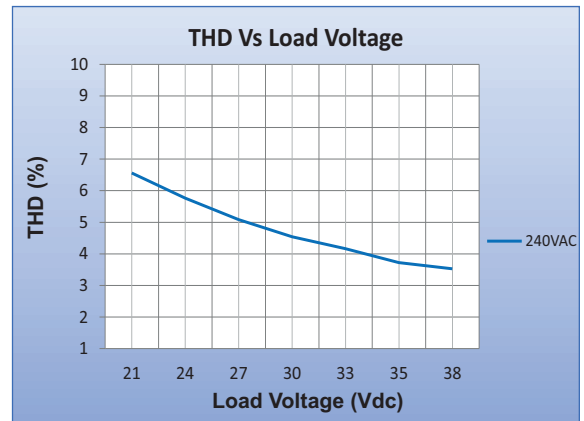


Figure 5

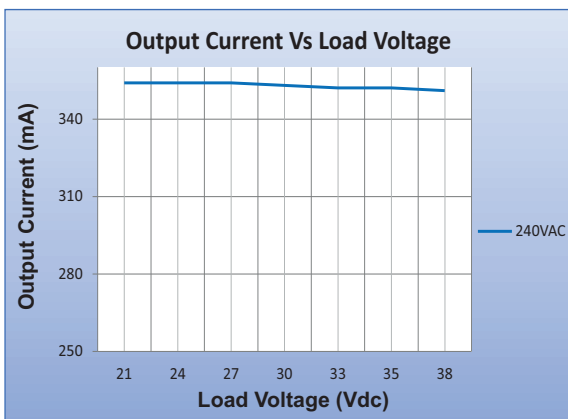
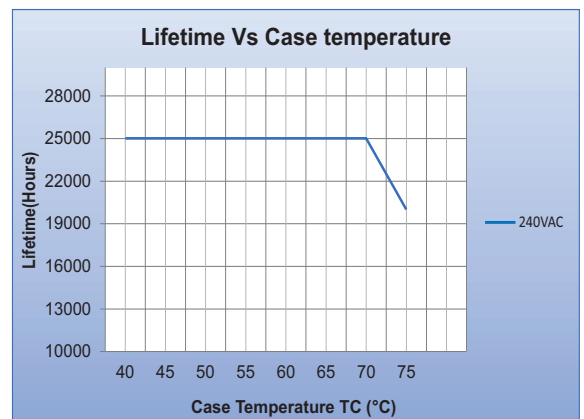


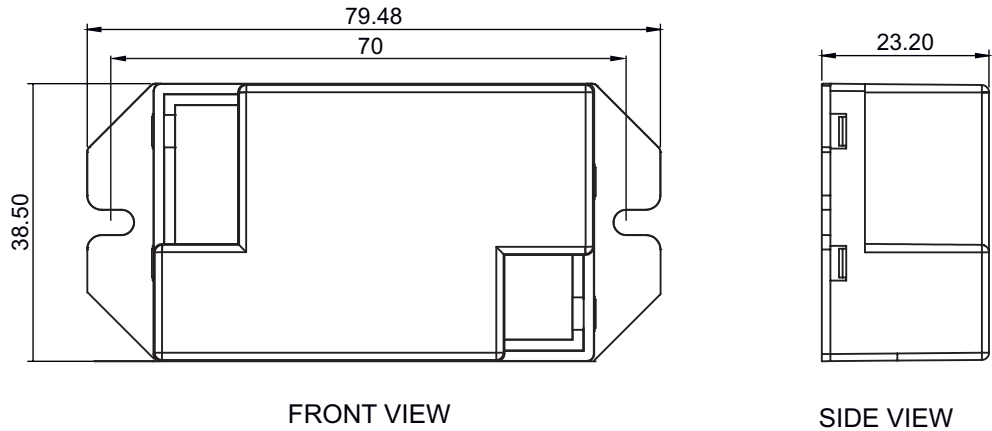
Figure 6



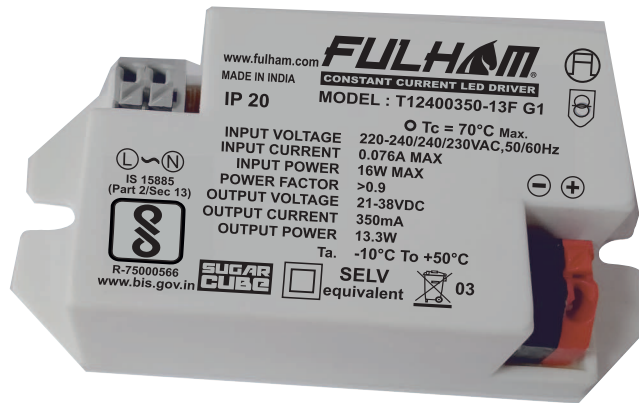
Fulham extends a limited warranty only to the original purchaser or to the first user for a period of **2 years @ Tc Max** from the date of manufacture when properly installed and operated under normal conditions of use. For complete terms and conditions, please reference the Fulham Product Catalog ([www.fulham.com](http://www.fulham.com)). Due to a program of continuous improvement, Fulham reserves the right to make modifications or variations in design or construction to the equipment described. © Fulham Company Limited, All Rights Reserved.



**Mechanical Data**



**Product Image**



Note : All Dimensions are in mm.

Tolerance=±0.5mm

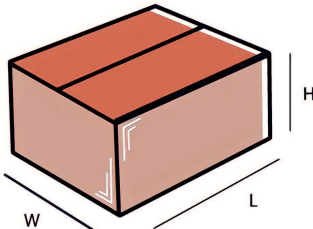
**Wiring Diagrams**



INPUT 2 PIN CONNECTOR	GREY	LINE
	GREY	NEUTRAL

OUTPUT 2 PIN CONNECTOR	BLACK	NEGATIVE
	RED	POSITIVE

**Packaging**



**Master carton**

OUTER DIMENSION		
L	W	H
215mm	155mm	130mm
Net Weight	Gross Weight	QUANTITY
2.92 Kg	3.25kg	50 pc.

**Installation Instructions:**

Connect Wires as per details given on the Driver Screen. Keep proper ventilation around the LED Driver and do not stack any object on it. Also a 10-15 cm clearance must be kept when the adjacent device is a heat source. Do not exceed the declared Hot spot temperature(Tc max) under any circumstances.

Fulham extends a limited warranty only to the original purchaser or to the first user for a period of **2 years @ Tc Max** from the date of manufacture when properly installed and operated under normal conditions of use. For complete terms and conditions, please reference the Fulham Product Catalog ([www.fulham.com](http://www.fulham.com)). Due to a program of continuous improvement, Fulham reserves the right to make modifications or variations in design or construction to the equipment described. © Fulham Company Limited, All Rights Reserved.