



T12400350-25EB G1

SPECIFICATIONS

IP 20



SELV Equivalent



- Constant Current LED Driver
- Output Wattage: 25W
- Output Current: 350mA \pm 7%
- Output voltage range of 42-72Vdc
- PC Enclosure
- Suitable for Dry Locations
- 440Vac application @ 8Hrs
- Surge Immunity 4kV
- OVP and UVP Cut-off
- Class II

General Specifications

Rated Input Voltage	220-240/240/230Vac,50/60Hz
Operating Input Voltage Range	110-310Vac,50/60Hz
Input Current	0.13A @ Full Load at Rated Voltage
Input Power	30W Max @ Full Load at Rated Voltage
Power Factor	>0.97 @ Full Load at Rated Voltage
THD	<10%
Efficiency	>86%
Driver Type	Constant Current
Output Current	350mA \pm 7%
Output Voltage Range	42-72Vdc
Output Power	25W Max
Number of Output Channels	1 Channel
Output Type	Class II
Ambient Operating Temperature Range	-10°C to 50°C
Max. Case Temperature	75°C
Input Surge Protection	Line-Neutral 4kV As per EN 61000-4-5
Protections	Input Over Current : NON-Resettable
	Input Over Voltage : Cutoff @ >300Vac, Auto recovery Immunity - 300Vac for 48 hours & 440Vac for 8 hours
	Input Under Voltage : <100Vac, Auto recovery
	Output Short Circuit : Auto Recovery (HICCUP MODE)
	Output Open Circuit : Auto Recovery (HICCUP MODE)
	Output Overload : YES
	Thermal Foldback : NA
Service Life	50,000 hours @ Tc Max
Approvals / Class	SELV Equivalent, Dry Locations
Warranty	3 Years
Weight	0.130Kg

Note : All Performance Specified at Rated Voltage and Full Load.
Recommended to be used only for Indoor Application.

Fulham extends a limited warranty only to the original purchaser or to the first user for a period of **03 years @ Tc Max** from the date of manufacture when properly installed and operated under normal conditions of use. For complete terms and conditions, please reference the Fulham Product Catalog (www.fulham.com).
Due to a program of continuous improvement, Fulham reserves the right to make modifications or variations in design or construction to the equipment described.
© Fulham Company Limited, All Rights Reserved.



Figure 1

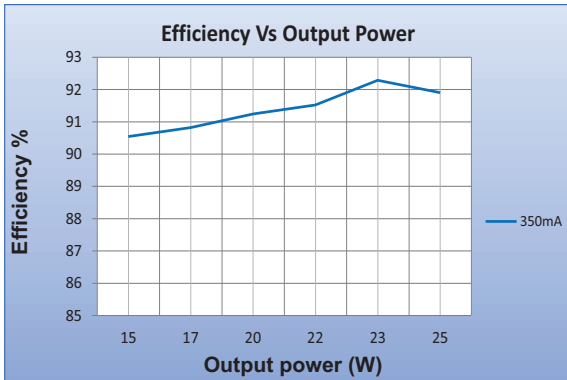


Figure 2

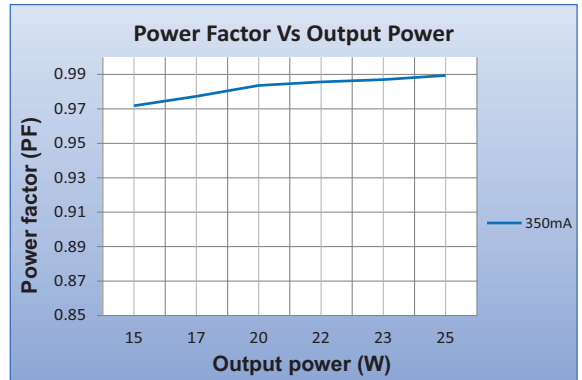


Figure 3

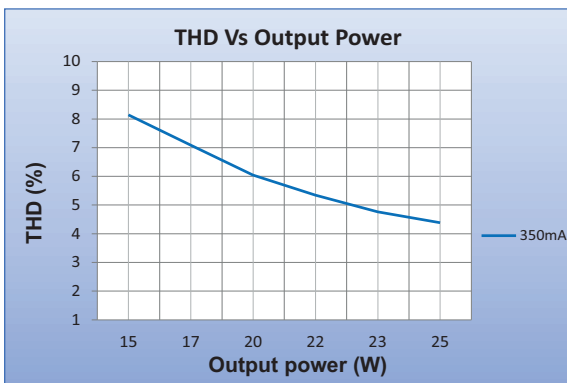


Figure 4

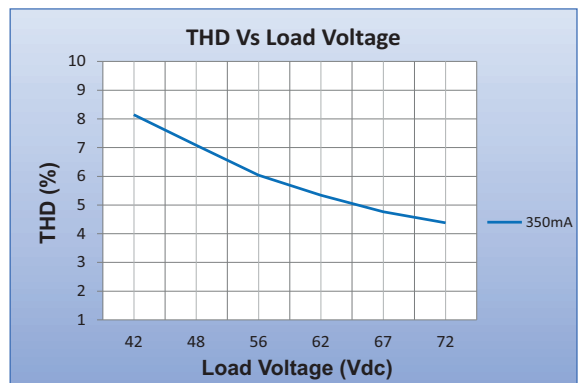


Figure 5

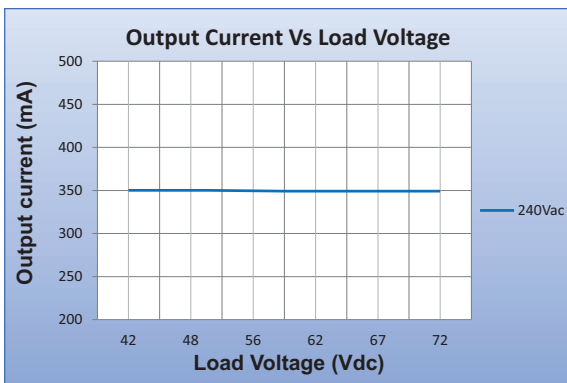
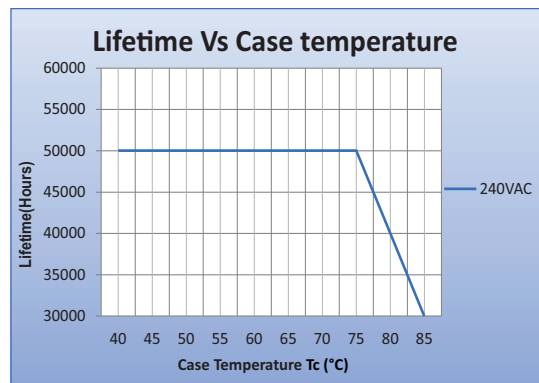


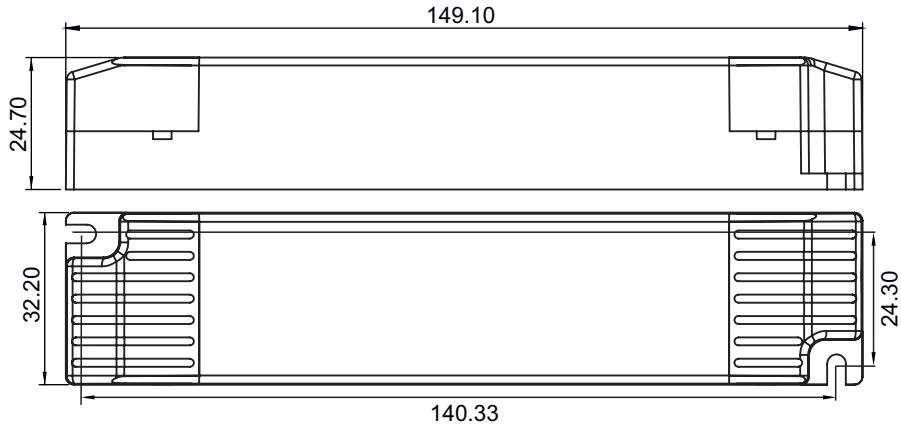
Figure 6




Fulham extends a limited warranty only to the original purchaser or to the first user for a period of **03 years @ Tc Max** from the date of manufacture when properly installed and operated under normal conditions of use. For complete terms and conditions, please reference the Fulham Product Catalog (www.fulham.com). Due to a program of continuous improvement, Fulham reserves the right to make modifications or variations in design or construction to the equipment described. © Fulham Company Limited, All Rights Reserved.



Mechanical Data :



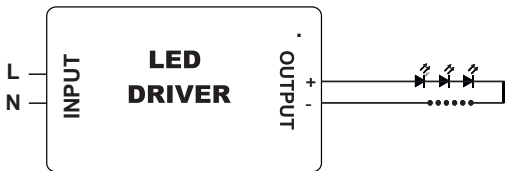
Product Image



Note : All Dimensions are in mm

Tolerance = ± 0.5mm

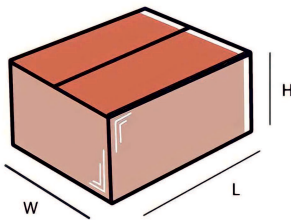
Wiring Diagrams



INPUT 2 PIN CONNECTOR	GREY	LINE
	GREY	NEUTRAL

OUTPUT 2 PIN CONNECTOR	RED	POSITIVE
	BLACK	NEGATIVE

Packaging

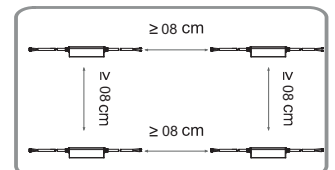


Master carton

OUTER DIMENSION		
L	W	H
215mm	155mm	140mm
Net Weight	Gross Weight	QUANTITY
3.9 Kg	4.2 Kg	30 pc.

Installation Instructions:

- The driver should be installed in a dry, acid-free, oil free, fat-free environment.
- Do not exceed the declared Hot spot temperature(Tc max) under any circumstances.
- ≥ 08 cm clearance must be kept between the drivers as per installation diagram, When multiple drivers used.



Fulham extends a limited warranty only to the original purchaser or to the first user for a period of 3 years @ Tc Max from the date of manufacture when properly installed and operated under normal conditions of use. For complete terms and conditions, please reference the Fulham Product Catalog (www.fulham.com). Due to a program of continuous improvement, Fulham reserves the right to make modifications or variations in design or construction to the equipment described. © Fulham Company Limited, All Rights Reserved.