



- 2 Wire In-Track Constant Current LED Driver
- A-THD < 5%
- Output Current selection : 400, 350, 300, 250mA
- Flicker Free: O/P Ripple current ≤5% (LF <200Hz)
- Output Wattage: 15W
- Inbuilt Surge protection 3KV
- Output voltage range of 24~38Vdc
- Suitable for Dry locations
- Available in Black / White Color
- Application
 - Retail Lighting
 - Office Lighting
 - Decorative Lighting

General Specifications

Rated Input Voltage	220-240/240/230Vac,50/60Hz
Operating Input Voltage Range	160-300Vac,50/60Hz
Input Current	0.09A Max @Rated I/P Voltage
Input Power	20W Max.
Power Factor	>0.95 @ Rated I/P Voltage & Full Load
ATHD	<5% @ Rated I/P Voltage & Full Load
Efficiency	>82% @ Rated I/P Voltage & Full Load
Driver Type	Constant Current
Output Current	400mA ±7%, 350mA ±7%, 300mA ±7%, 250mA ±7% *Refer DIP switch Table for O/P current selection
Output Voltage Range	24~38Vdc
Output Power	15.2W Typical
Number of Output Channels	1 Channel
Dimming Controller Type/Dimming Range	NA
Output Type	Class II
Ambient Operating Temperature	-10°C to +40°C
Max. Case Temperature	55°C
Input Surge Protection	Line-Neutral 3kV As per EN 61000-4-5
Protections	Input Over Current : NON-Resettable Input Over Voltage : Cutoff @ >300Vac, Auto recovery Immunity - 300Vac for 48 hours & 440Vac for 8 hours Input Under Voltage : Cutoff @ Vin <100Vac; Auto Recovery Output Short Circuit : Auto Recovery (HICCUP MODE) Output Open Circuit : Auto Recovery (HICCUP MODE) Output Overload : YES Thermal Foldback : NA
Service Life	50,000 hours @ Tc Max
Approvals / Class	SELV Equivalent, Dry Locations
Warranty	5 Years
Weight	0.150 Kg

DIP Switch Chart :

I _{rated} (mA)	DIP Switch		P _{rated} (W)
	PIN 1	PIN 2	
400	ON	ON	15.2
350	ON	OFF	13.3
300	OFF	ON	11.4
250	OFF	OFF	9.5

Note : Suitable for Indoor application only

Fulham extends a limited warranty only to the original purchaser or to the first user for a period of **5 years @ Tc Max** from the date of manufacture when properly installed and operated under normal conditions of use. For complete terms and conditions, please reference the Fulham Product Catalog (www.fulham.com). Due to a program of continuous improvement, Fulham reserves the right to make modifications or variations in design or construction to the equipment described.
© Fulham Company Limited, All Rights Reserved.



Figure 1

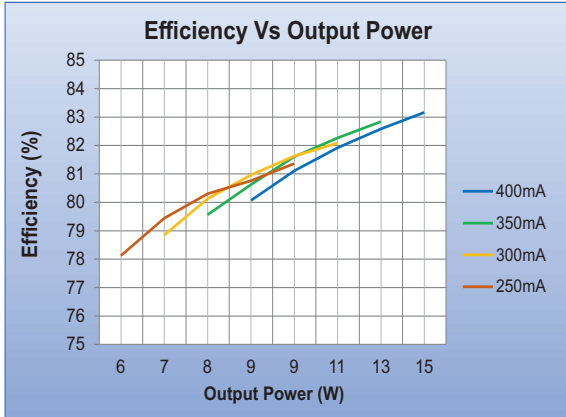


Figure 2

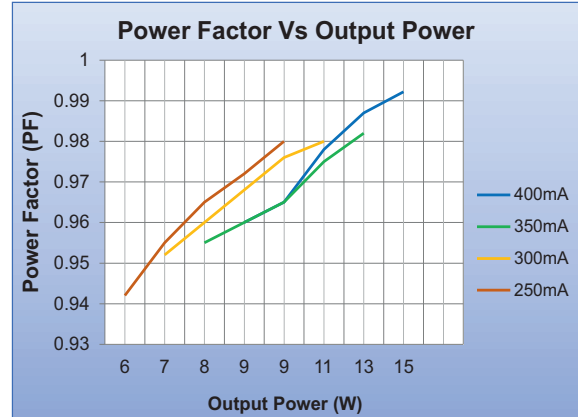


Figure 3

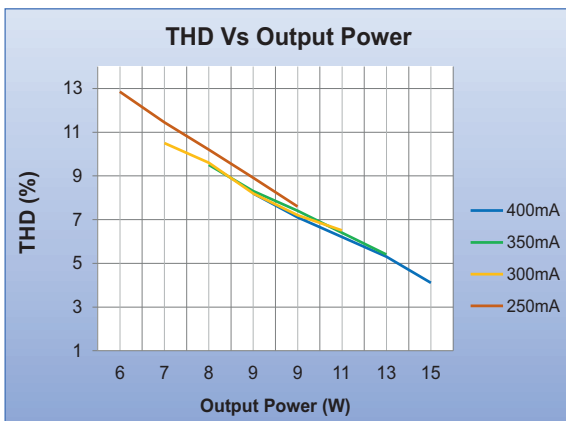


Figure 4

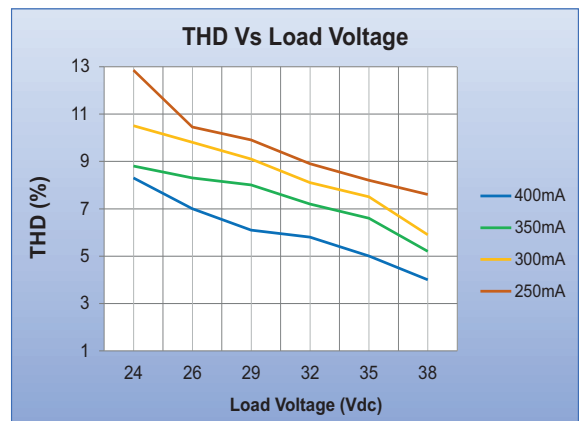
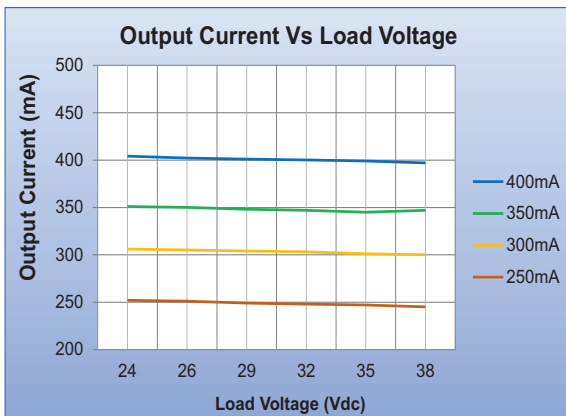


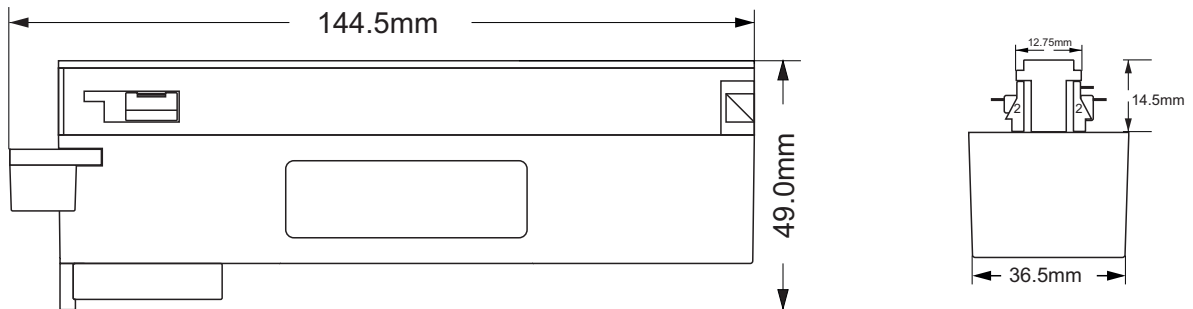
Figure 5



Fulham extends a limited warranty only to the original purchaser or to the first user for a period of 5 years @ Tc Max from the date of manufacture when properly installed and operated under normal conditions of use. For complete terms and conditions, please reference the Fulham Product Catalog (www.fulham.com). Due to a program of continuous improvement, Fulham reserves the right to make modifications or variations in design or construction to the equipment described. © Fulham Company Limited, All Rights Reserved.



Mechanical Data :



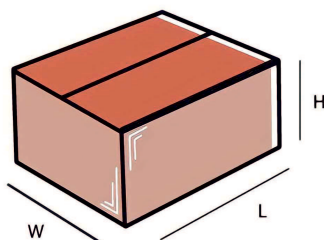
Product Image



Note : All Dimensions are in mm

Tolerance=±0.5mm

Packaging

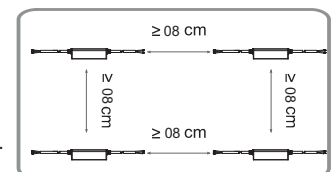


Master carton

OUTER DIMENSION		
L	W	H
190mm	155mm	200mm
Net Weight	Gross Weight	QUANTITY
3.02Kg	3.20Kg	20pcs.

Installation Instructions:

- The driver should be installed in a dry, acid-free, oil free, fat-free environment.
- Do not exceed the declared Hot spot temperature(Tc max) under any circumstances.
- ≥ 08 cm clearance must be kept between the drivers as per installation diagram, When multiple drivers used.



Fulham extends a limited warranty only to the original purchaser or to the first user for a period of 5 years @ Tc Max from the date of manufacture when properly installed and operated under normal conditions of use. For complete terms and conditions, please reference the Fulham Product Catalog (www.fulham.com). Due to a program of continuous improvement, Fulham reserves the right to make modifications or variations in design or construction to the equipment described. © Fulham Company Limited, All Rights Reserved.