



- Constant Current LED Driver
- Output Wattage: 19W
- Output Current : 500mA ±8%
- Output voltage range of 30-38VDC
- PC enclosure with Wires
- Surge Immunity 4KV
- 440Vac Protection
- Dry and Damp Locations
- Under Voltage Protection
- Over Voltage Protection

General Specifications

Rated Input Voltage	220-240/230/240VAC,50/60Hz
Operating Input Voltage Range	100-320VAC,50/60Hz
Input Current	0.13 A Max.
Input Power	25W Max.
Power Factor	>0.95
THD	<10%
Efficiency	>85%
Driver Type	Isolated, SELV Equivalent
Output Current	500mA ±8%
Output Voltage Range	30-38VDC
No Load Output Voltage	44VDC
Output Power	19Watt
Number of Output Channels	1 Channel
Stand By Time	NA
Dimming Controller Type/Dimming Range	NA
Output Type	Constant Current
Ambient Operating Temperature Range	-25°C to 50°C
Max. Case Temperature	75°C
Input Surge Protection	Line - Neutral 4KV DM
Protections	Input Over Current : NON-Resettable
	Input Over Voltage : CUTOFF @ Vin 325Vac ±5%; Auto Recovery : Immunity - 320Vac for 48 hours & 440Vac for 8 hours
	Input Under Voltage : CUTOFF @ Vin <100Vac; Auto Recovery
	Output Short Circuit : Auto Recovery (HICCUP Mode)
	Output Open Circuit : Auto Recovery (HICCUP Mode)
	Output to Ground short : YES
	Output Overload : YES
	Over Temperature : NA
Service Life	50,000 hours @ Tc Max
Approvals / Class	SELV Equivalent, Dry and Damp Locations
Warranty	03 Years
Weight	0.185Kg

Note : The usage of a compatible SPD is recommended for outdoor application.
Recommended Fulham SPD - SPD1230S5A5K54



Figure 1

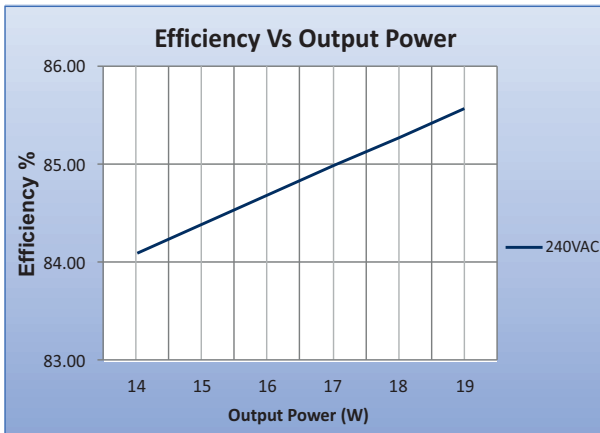


Figure 2

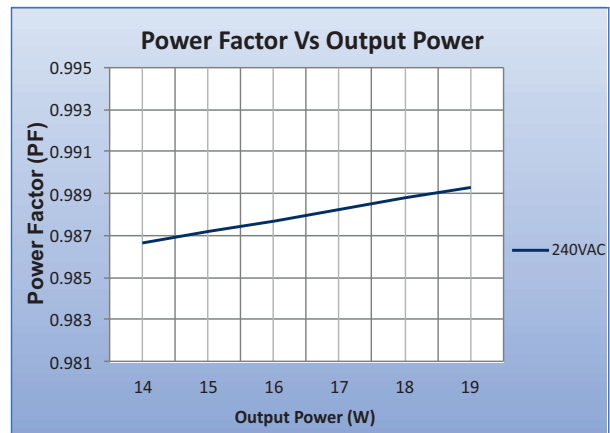


Figure 3

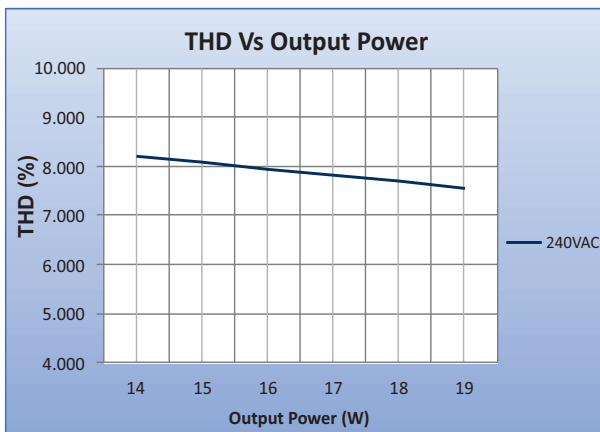


Figure 4

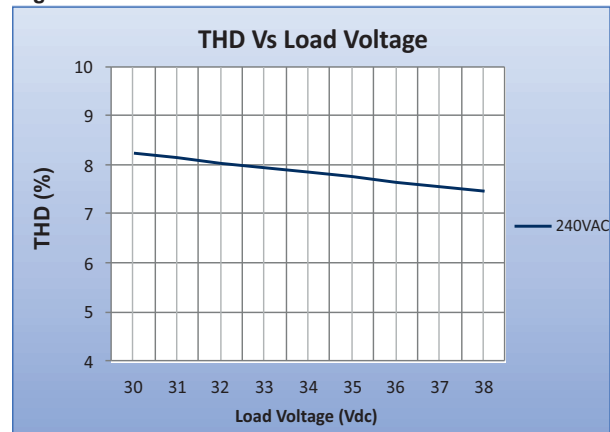
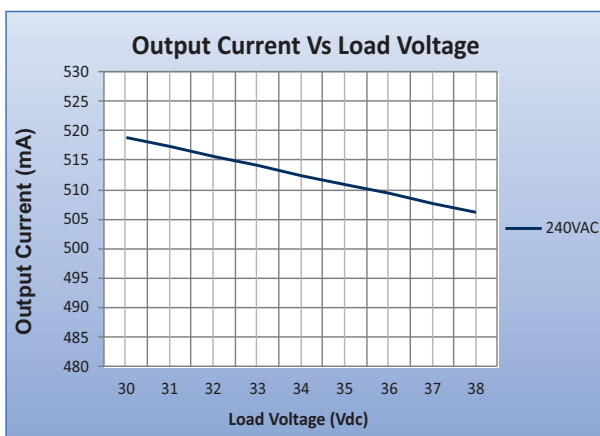


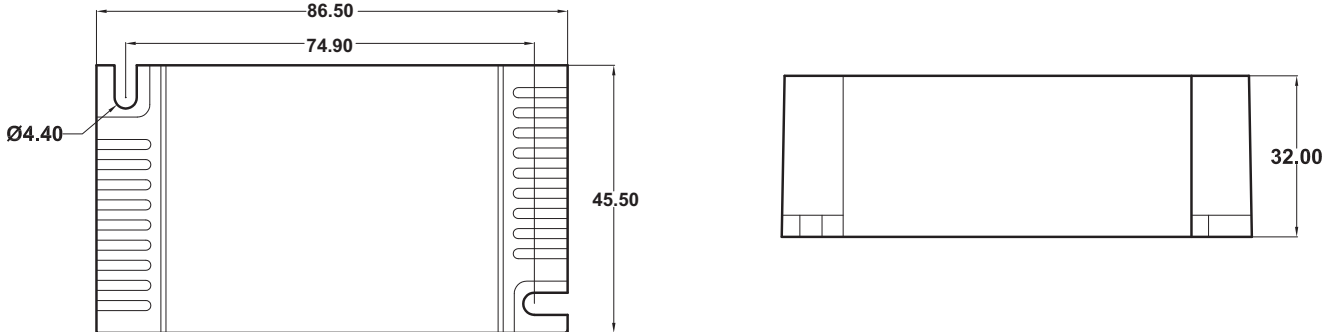
Figure 5



Fulham extends a limited warranty only to the original purchaser or to the first user for a period of **3 years @ Tc Max** from the date of manufacture when properly installed and operated under normal conditions of use. For complete terms and conditions, please reference the Fulham Product Catalog (www.fulham.com). Due to a program of continuous improvement, Fulham reserves the right to make modifications or variations in design or construction to the equipment described. © Fulham Company Limited, All Rights Reserved.



Mechanical Data



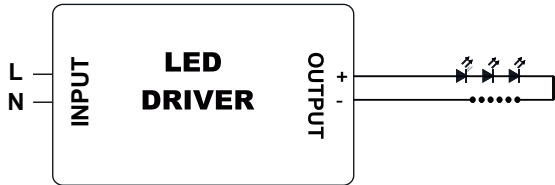
Product Image



Note : All Dimensions are in mm.

Tolerance = ± 0.5mm

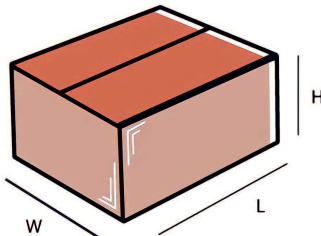
Wiring Diagrams



INPUT SIDE	LENGTH
BLACK	250 mm
WHITE	250 mm

OUTPUT SIDE	LENGTH
RED	250 mm
BLUE	250 mm

Packaging



Master carton

OUTER DIMENSION		
L	W	H
270mm	195mm	185mm
Net Weight	Gross Weight	QUANTITY
7.5kg	8.0 kg	50 pc.

Installation Instructions:

- The driver should be installed in a dry, acid-free, oil free, fat-free environment.
- Do not exceed the declared Hot spot temperature(Tc max) under any circumstances.

Fulham extends a limited warranty only to the original purchaser or to the first user for a period of **3 years @ Tc Max** from the date of manufacture when properly installed and operated under normal conditions of use. For complete terms and conditions, please reference the Fulham Product Catalog (www.fulham.com). Due to a program of continuous improvement, Fulham reserves the right to make modifications or variations in design or construction to the equipment described. © Fulham Company Limited, All Rights Reserved.