



- Constant Current LED Driver
- Output Wattage: 31W
- Output voltage range of 30-42VDC
- Output Current: 750mA ±8%
- Wired; PC Enclosure
- Surge Immunity 4KV
- 440Vac Protection
- Suitable for Dry and Damp Locations
- Under Voltage Protection
- Over Voltage Protection

General Specifications

Rated Input Voltage	220-240/230/240VAC, 50/60Hz
Operating Input Voltage Range	110VAC~320VAC, 50/60Hz
Input Current	0.16 A Max.
Input Power	36W Max.
Power Factor	0.98
THD	<10%
Efficiency	>86%
Driver Type	Constant Current
Output Current	750mA ±8%
Output Voltage Range	30-42VDC
Output Power	31W
Number of Output Channels	1 Channel
Dimming Controller Type/Dimming Range	NA
RFI/EMI	NA
Output Type	Class II, SELV Equivalent
Ambient Operating Temperature Range	-10°C to 50°C
Max. Case Temperature	75°C
Sound Rating	NA
Input Surge Protection	Line-Neutral 4kV DM
Protections	Input Over Current : NON-Resettable
	Input Over Voltage : CUTOFF @ Vin 325Vac±5%; Auto Recovery : Immunity - 320Vac for 48 hours & 440Vac for 8 hours
	Input Under Voltage : CUTOFF @ Vin <100Vac; Auto Recovery
	Output Short Circuit : Auto recovery (HICCUP MODE)
	Output Open Circuit : Auto recovery (HICCUP MODE)
	Output to ground short : YES
	Output Overload : YES
Over Temperature : NA	
Service Life	50,000 hours @ Tc Max
Approvals / Class	Dry and Damp Locations
Warranty	3 Years
Weight	0.38Kg

Note : The usage of a compatible SPD is recommended for outdoor application.
Recommended Fulham SPD - SPD1230S5A5K54



Figure 1

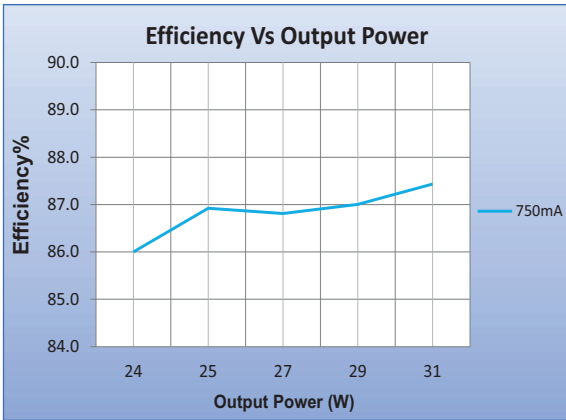


Figure 2

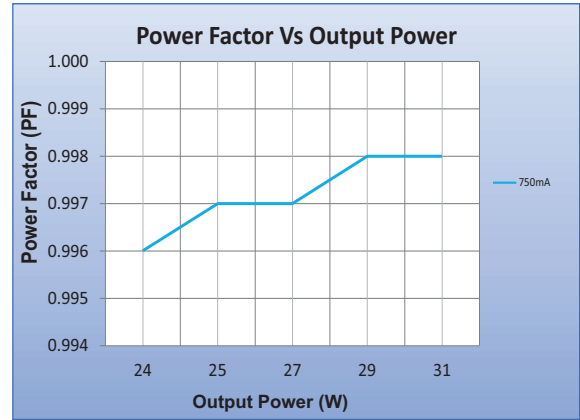


Figure 3

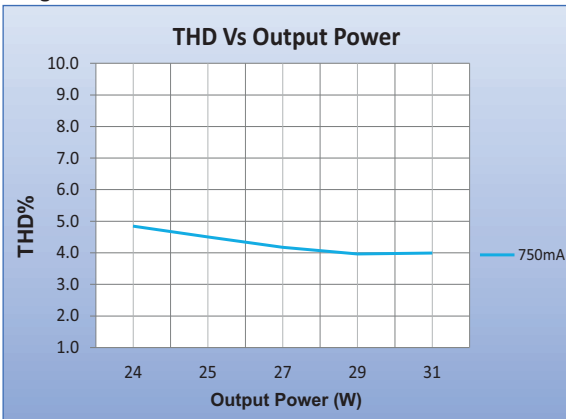


Figure 4

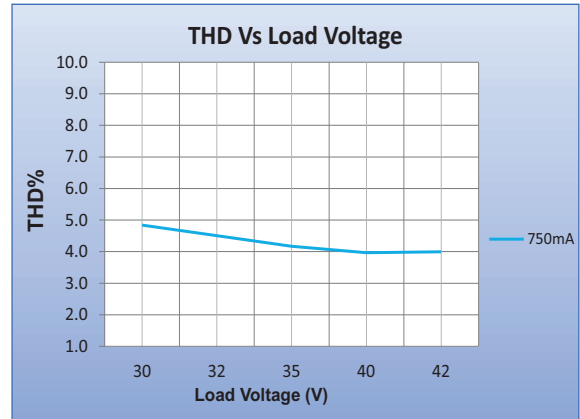


Figure 5

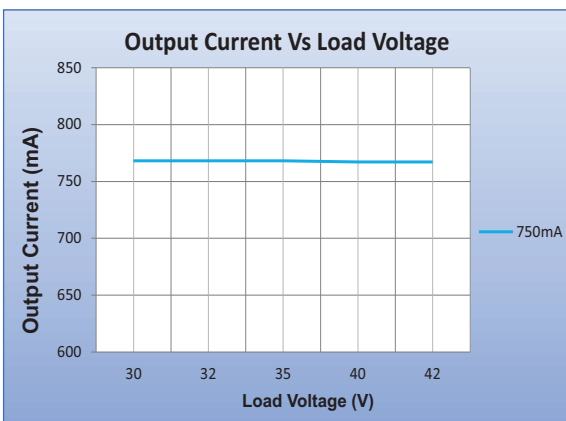
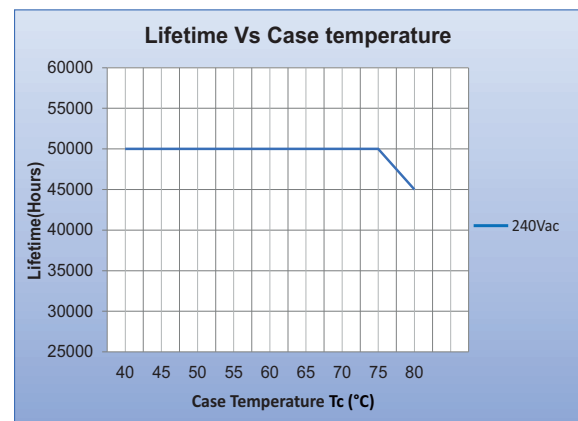


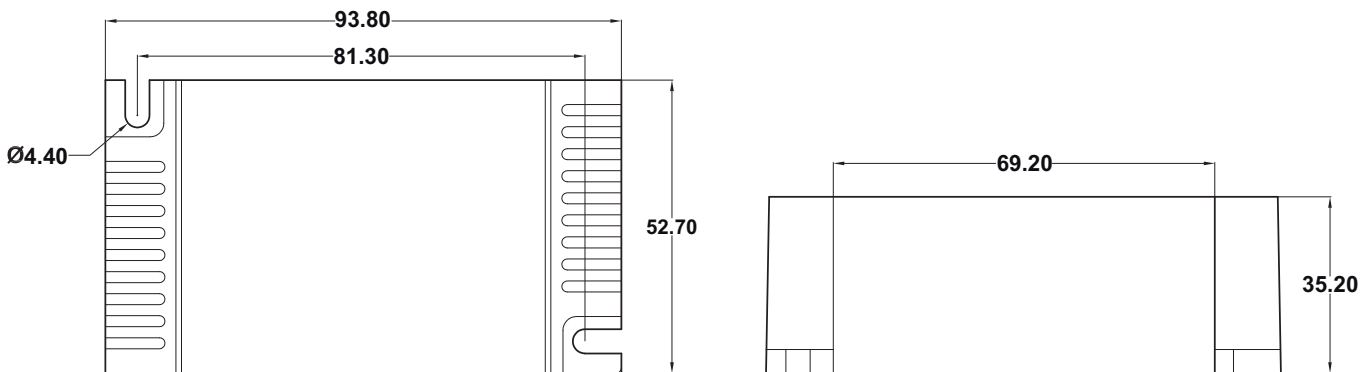
Figure 6



Fulham extends a limited warranty only to the original purchaser or to the first user for a period of **3 years @ Tc Max** from the date of manufacture when properly installed and operated under normal conditions of use. For complete terms and conditions, please reference the Fulham Product Catalog (www.fulham.com). Due to a program of continuous improvement, Fulham reserves the right to make modifications or variations in design or construction to the equipment described. © Fulham Company Limited, All Rights Reserved.



Mechanical Data



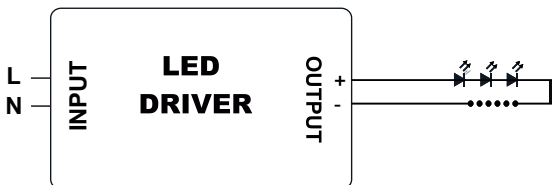
Product Image



Note : All Dimensions are in mm.

Tolerance=±0.5mm

Wiring Diagrams

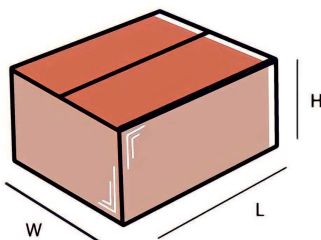


INPUT SIDE	LENGTH
BLACK	250 mm
WHITE	250 mm

OUTPUT SIDE	LENGTH
RED	250 mm
BLUE	250 mm

Output wire with Terminal: N. A.

Packaging :



Master carton

OUTER DIMENSION		
L	W	H
305mm	220mm	130mm
Net Weight	Gross Weight	QUANTITY
8.4Kg	8.9Kg	30pc.

Installation Instructions:

- The driver should be installed in a dry, acid-free, oil free, fat-free environment.
- Do not exceed the declared Hot spot temperature(Tc max) under any circumstances.

Fulham extends a limited warranty only to the original purchaser or to the first user for a period of **3 years @ Tc Max** from the date of manufacture when properly installed and operated under normal conditions of use. For complete terms and conditions, please reference the Fulham Product Catalog (www.fulham.com). Due to a program of continuous improvement, Fulham reserves the right to make modifications or variations in design or construction to the equipment described. © Fulham Company Limited, All Rights Reserved.