



- Constant Current LED Driver
- Output Wattage: 30W
- Output voltage range of 30-38Vdc
- Output Current: 800mA ±8%
- Wired; PC enclosure
- Surge Immunity 4KV
- 440Vac protection
- Suitable for Dry and Damp Locations
- Under Voltage Protection
- Over Voltage protection

General Specifications

Rated Input Voltage	220-240/230/240Vac,50/60Hz
Operating Input Voltage Range	110-320Vac,50/60Hz
Input Current	0.15A Typical
Input Power	35W Typical
Power Factor	>0.95
ATHD	<10%
Efficiency	>86%
Driver Type	Constant Current
Output Current	800mA±8%
Output Voltage Range	30 - 38Vdc
No Load Output Voltage	52Vdc
Output Power	30W
Number of Output Channels	1 Channel
Dimming Controller Type/Dimming Range	NA
Output Type	Class II,SELV Equivalent
Ambient Operating Temperature Range	-10°C to 50°C
Max. Case Temperature	75°C Max.
Input Surge Protection	Line-Neutral 4kV As per EN 61000-4-5
Protections	Input Over Current : NON-Resettable
	Input Over Voltage : Shutdown @ 325Vac±5%, Auto Recovery Immunity 320Vac for 48 hours ,440Vac for 8 hours
	Input Under Voltage : Shutdown < 100Vac, Auto recovery
	Output Short Circuit : Auto Recovery
	Output Open Circuit : Auto Recovery
	Output to ground short : YES
	Output Overload : YES
Over Temperature : NA	
Service Life	50,000 hours @ Tc Max
Approvals / Class	SELV Equivalent, Dry and Damp Locations
Warranty	3 Years
Weight	0.300 Kg

Note : The usage of a compatible SPD is recommended for outdoor application.

Recommended Fulham SPD - SPD1230S5A5K54



Figure 1

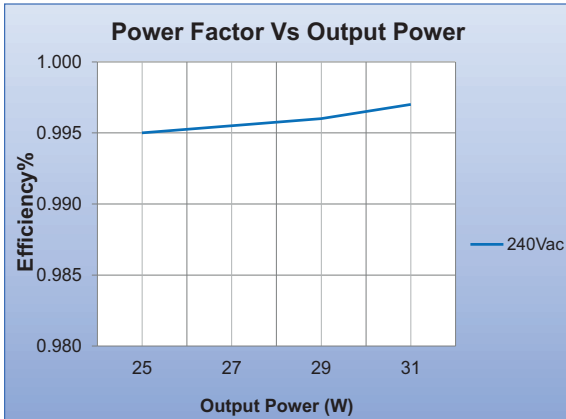


Figure 2

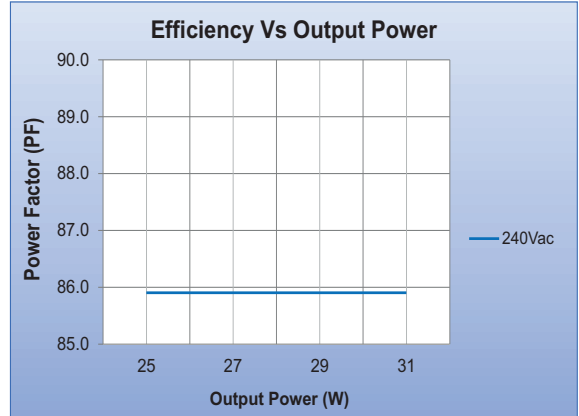


Figure 3

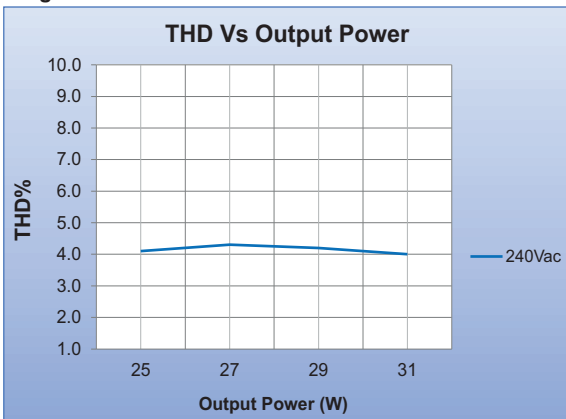


Figure 4

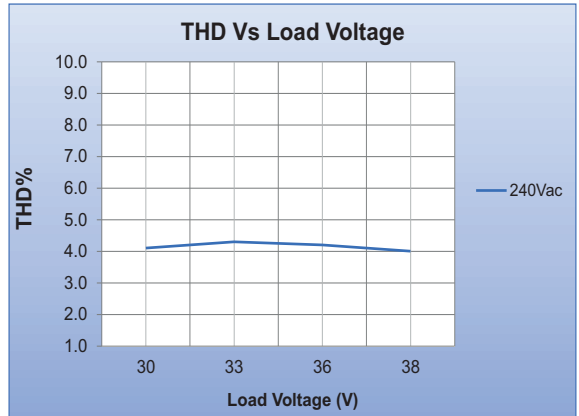


Figure 5

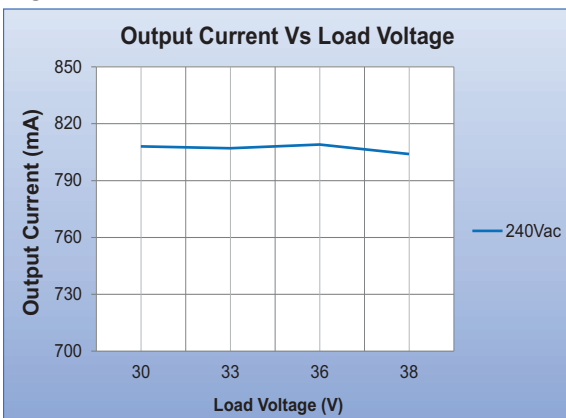
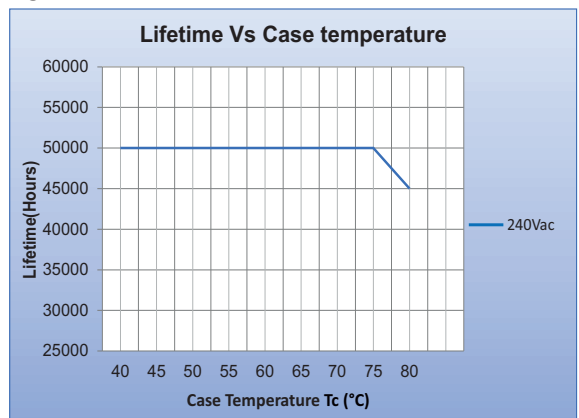
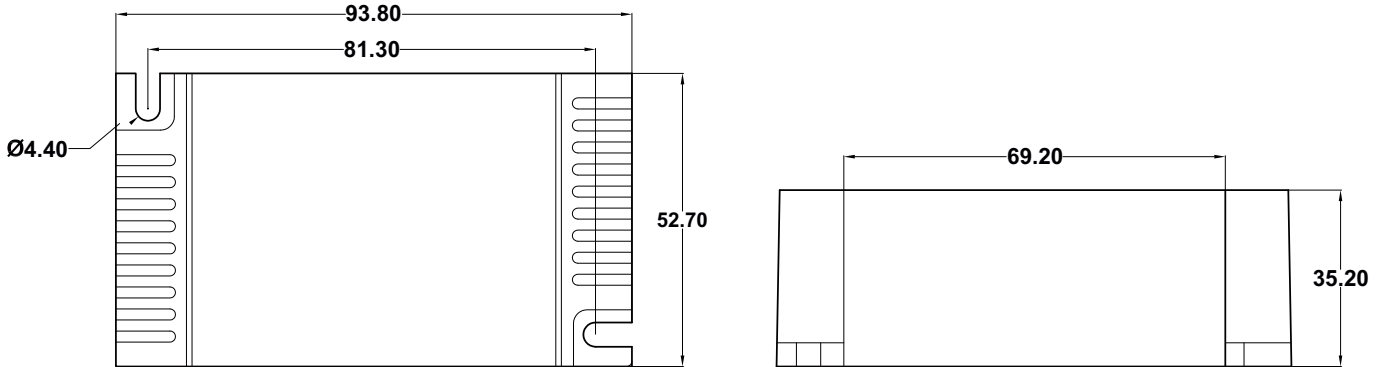


Figure 6






Mechanical Data



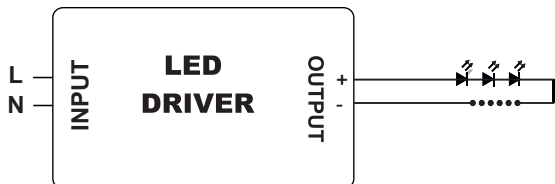
Product Image



Note : All Dimensions are in mm.

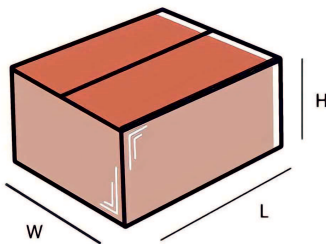
Tolerance = ± 0.5mm

Wiring Diagrams



INPUT SIDE	LENGTH	OUTPUT SIDE	LENGTH
BLACK	250 mm	RED	250 mm
WHITE	250 mm	BLUE	250 mm

Packaging :



Master carton

OUTER DIMENSION		
L	W	H
305mm	220mm	130mm
Net Weight	Gross Weight	QUANTITY
8.4Kg	8.9Kg	30pc.

Installation Instructions:

- The driver should be installed in a dry, acid-free, oil free, fat-free environment.
- Do not exceed the declared Hot spot temperature(Tc max) under any circumstances.