



# T12401050-38PB-G2 SPECIFICATIONS

IP 66  
SELV Equivalent



- Constant Current LED Driver
- Output Wattage: 38W
- Output Current: 1050mA±8%
- Output voltage range of 28-36VDC
- Wired; PC Enclosure
- Surge Immunity 4KV
- 440Vac Protection
- Dry, Damp and Wet Locations
- Under Voltage Protection
- Over Voltage Protection

## General Specifications

Rated Input Voltage	220-240/230/240Vac,50/60Hz
Operating Input Voltage Range	120VAC~300VAC, 50/60Hz
Input Current	0.19 A Max.
Input Power	44W Max.
Power Factor	>0.95
THD	<10% @ Rated Voltage
Efficiency	>86% @ Rated Voltage
Driver Type	Constant Current
Output Current	1050mA ±8%
Output Voltage Range	28-36VDC
Output Power	38W
Number of Output Channels	1 Channel
Dimming Controller Type/Dimming Range	NA
RFI/EMI	NA
Output Type	Class II (IEC 61140)
Ambient Operating Temperature Range	-10°C to 50°C
Max. Case Temperature	75°C
Input Surge Protection	Line-Neutral 4kV DM
Protections	Input Over Current : NON-Resettable Input Over Voltage : CUTOFF @ Vin 325Vac±5%; Auto Recovery : Immunity - 320Vac for 48 hours & 440Vac for 8 hours Input Under Voltage : CUTOFF @ Vin <95Vac; Auto Recovery @ Vin=100-120Vac Output Short Circuit : Auto recovery Output Open Circuit : Auto recovery Output to ground short : YES Output Overload : YES Over Temperature : NA
Service Life	50,000 hours @ Tc Max
Approvals / Class	SELV Equivalent, Dry, Damp and Wet Locations
Warranty	3 Years
Weight	0.220Kg

Note : The usage of a compatible SPD is recommended for outdoor application.  
 Recommended Fulham SPD - SPD1230S5A5K54

Fulham extends a limited warranty only to the original purchaser or to the first user for a period of **3 years @ Tc Max** from the date of manufacture when properly installed and operated under normal conditions of use. For complete terms and conditions, please reference the Fulham Product Catalog ([www.fulham.com](http://www.fulham.com)). Due to a program of continuous improvement, Fulham reserves the right to make modifications or variations in design or construction to the equipment described.  
 © Fulham Company Limited, All Rights Reserved.



Figure 1

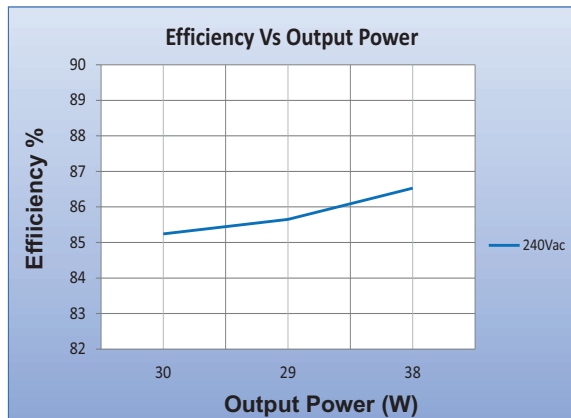


Figure 2

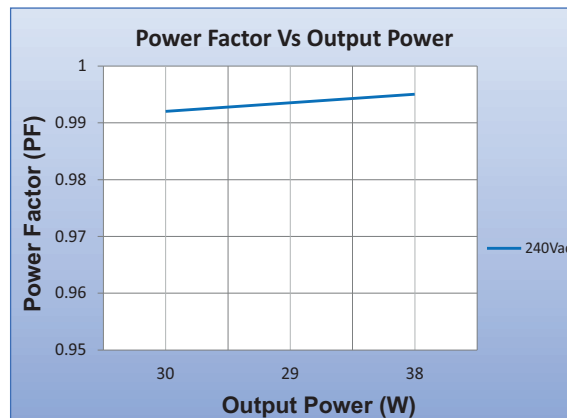


Figure 3

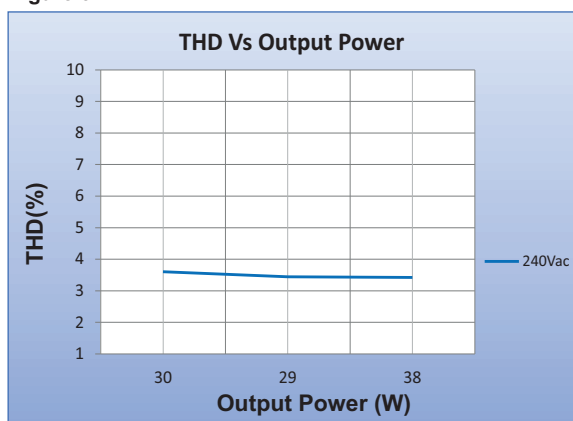


Figure 4

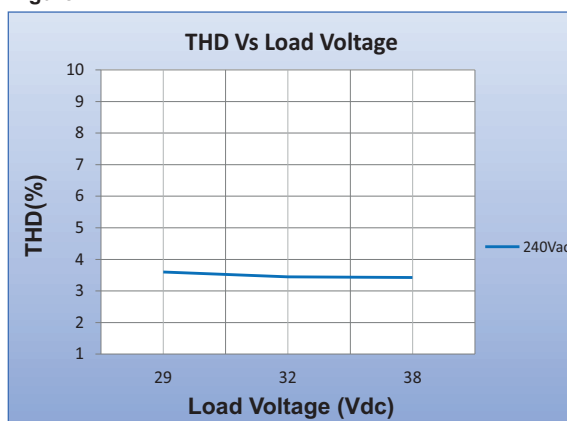


Figure 5

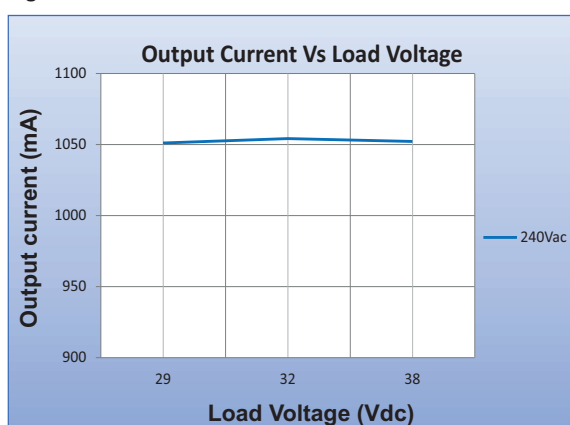
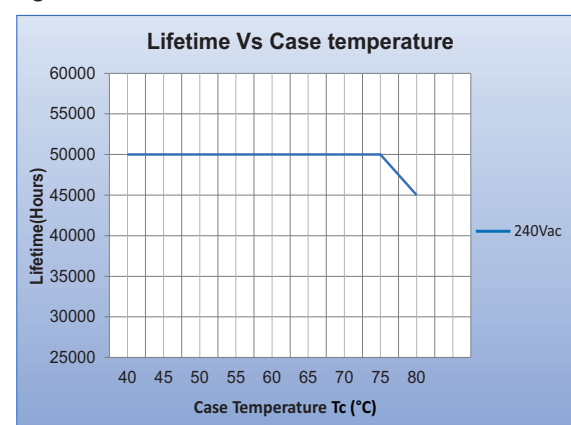


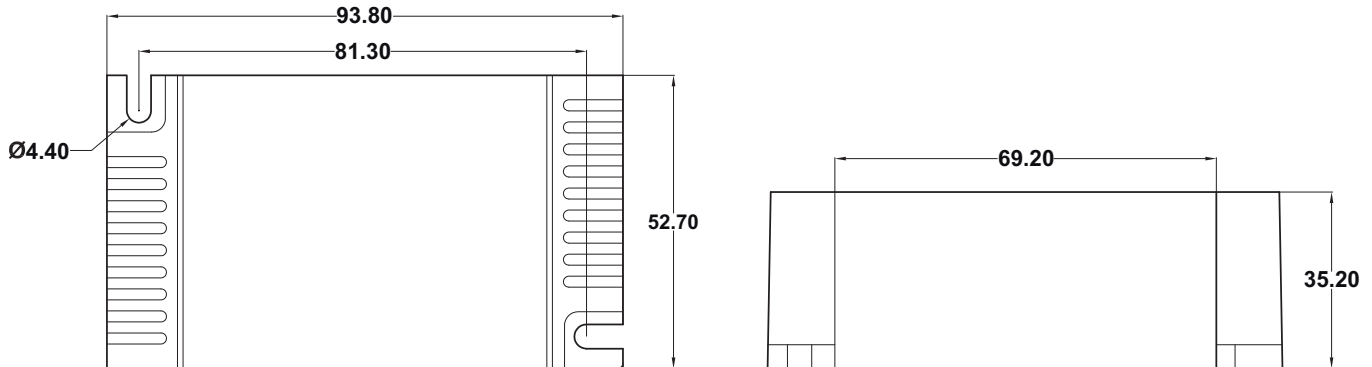
Figure 6




Fulham extends a limited warranty only to the original purchaser or to the first user for a period of **3 years @ Tc Max** from the date of manufacture when properly installed and operated under normal conditions of use. For complete terms and conditions, please reference the Fulham Product Catalog ([www.fulham.com](http://www.fulham.com)). Due to a program of continuous improvement, Fulham reserves the right to make modifications or variations in design or construction to the equipment described. © Fulham Company Limited, All Rights Reserved.



### Mechanical Data



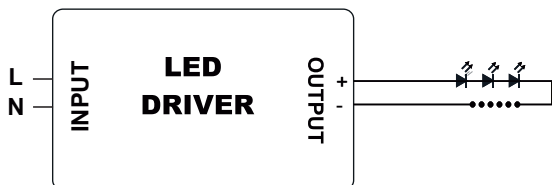
### Product Image



Note : All Dimensions are in mm.

Tolerance = ± 0.5mm

### Wiring Diagrams

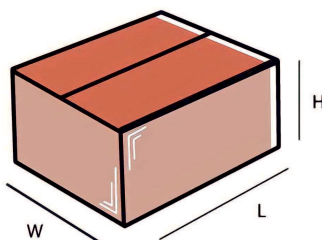


INPUT SIDE	LENGTH
BLACK	250 mm
WHITE	250 mm

OUTPUT SIDE	LENGTH
RED	250 mm
BLUE	250 mm

Output wire with Terminal: N. A.

### Packaging :



### Master carton

OUTER DIMENSION		
L	W	H
305mm	220mm	130mm
Net Weight	Gross Weight	QUANTITY
8.4Kg	8.9Kg	30pc.

### Installation Instructions:

- The driver should be installed in a dry, acid-free, oil free, fat-free environment.
- Do not exceed the declared Hot spot temperature(Tc max) under any circumstances.

Fulham extends a limited warranty only to the original purchaser or to the first user for a period of **3 years @ Tc Max** from the date of manufacture when properly installed and operated under normal conditions of use. For complete terms and conditions, please reference the Fulham Product Catalog ([www.fulham.com](http://www.fulham.com)). Due to a program of continuous improvement, Fulham reserves the right to make modifications or variations in design or construction to the equipment described. © Fulham Company Limited, All Rights Reserved.