

- Constant Current LED Driver
- Multiple current selection through DIP switch.
- O/P Current - 800, 900, 950 OR 1050mA
- Flicker Free: O/P Ripple current < 5%
- Output Wattage - 45W
- Output voltage range of 33~43Vdc
- Cable Clamp for Independent Installation (Optional)
- Compact Housing
- Suitable For Dry Locations
- Application - Shop, Retail & Hospitality

General Specifications

Rated Input Voltage	240Vac±20%,50Hz
Operating Input Voltage Range	100-320Vac,50Hz
Input Current	0.25A Max @ 240Vac
Input Power	54W
Power Factor	>0.95 [Ⓢ]
THD	<10% [Ⓢ]
Efficiency	≥85% [Ⓢ]
Driver Type	Constant Current
Output Current	1050mA ±7%, 950mA ±7%, 900mA ±7%, 800mA ±7% *Refer DIP switch Table for O/P current selection
Output Voltage Range	33~43Vdc
No Load Output Voltage	50Vdc Max
Output Power	45.1W Typical
Number of Output Channels	1 Channel
Output Type	Suitable for Class II Fixtures
Dimming Controller Type	NA
Dimming Range	NA
Ambient Operating Temperature Range	-20°C to 50°C
Max. Case Temperature	75°C
Input Surge Protection	L-N - 4KV
Protections	Input Over Current : Non Resettable (Fuse) Input Over Voltage : Cutoff @ Vin>325Vac; Auto Recovery @ Vin = 300-315Vac : Immunity - 320Vac for 48 hours & 440Vac for 8 hours Input Under Voltage : Shutdown <95Vac, Auto recovery 105Vac ±10V Output Short Circuit : Auto Recovery (HICCUP Mode) Output Open Circuit : Auto Recovery (HICCUP Mode) Output to Ground short : YES Output Overload : YES Over Temperature : YES
Service Life	50,000 Hours @ Tc Max
Approvals / Class	SELV Equivalent ; Dry Locations
Warranty	03 Years
Weight	0.160 Kg

DIP Switch Chart :

I _{rated} (mA)	DIP Switch		P _{rated} (W)
	PIN 1	PIN 2	
1050	ON	ON	45.1
950	ON	OFF	40.8
900	OFF	ON	38.7
800	OFF	OFF	34.4

Note : Suitable for Indoor application only

Ⓢ Typical @ 240Vac

Fulham extends a limited warranty only to the original purchaser or to the first user for a period of **03 years @ Tc 75°C** from the date of manufacture when properly installed and operated under normal conditions of use. For complete terms and conditions, please reference the Fulham Product Catalog (www.fulham.com). Due to a program of continuous improvement, Fulham reserves the right to make modifications or variations in design or construction to the equipment described. © Fulham Company Limited, All Rights Reserved.

Figure 1

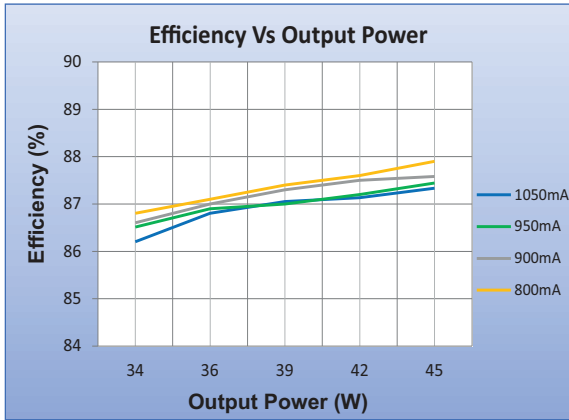


Figure 2

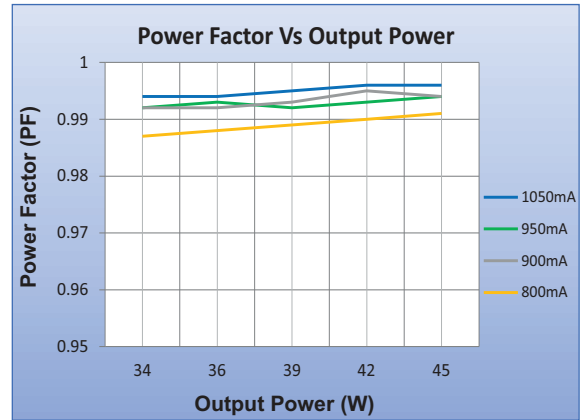


Figure 3

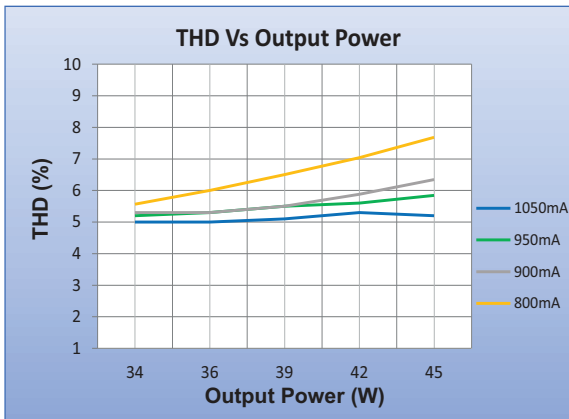


Figure 4

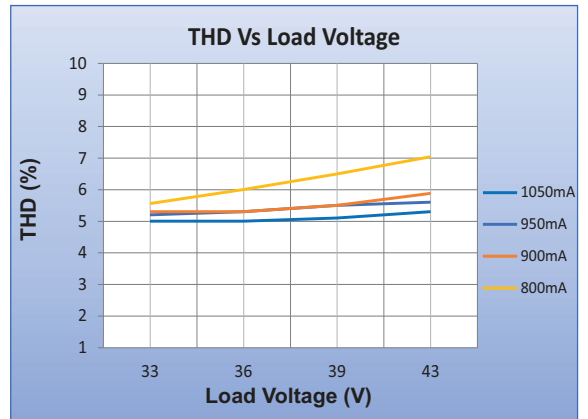
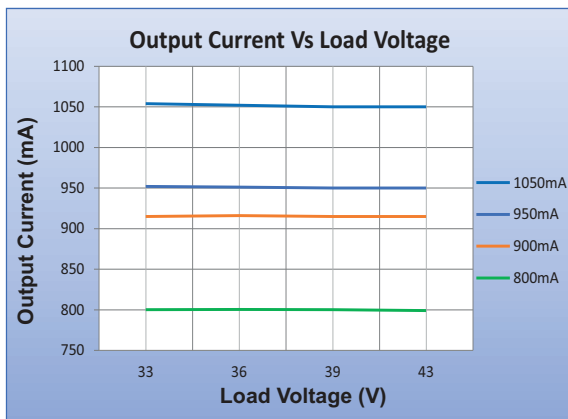
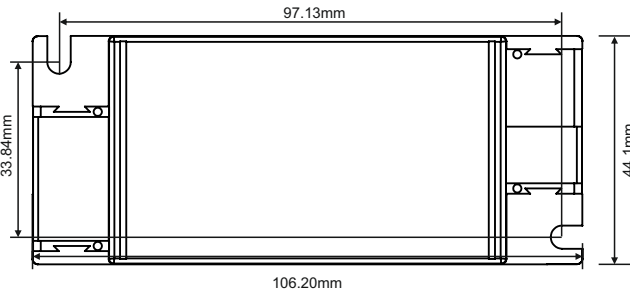


Figure 5

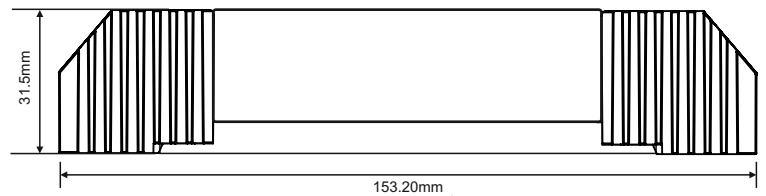
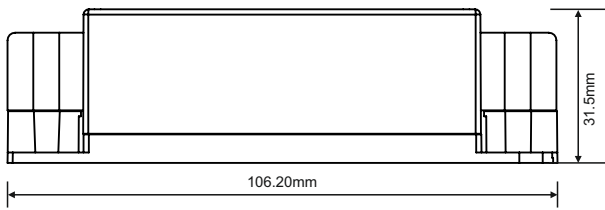
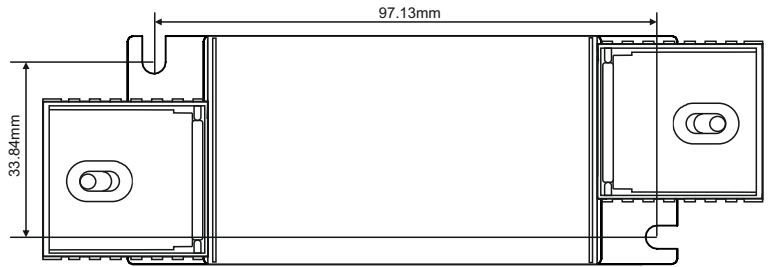


Mechanical Data


Without Cable clamp



With Cable clamp



Product Image



Note : All Dimensions are in mm.

Tolerance=±0.5mm

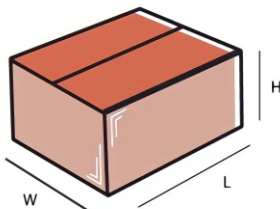
Wiring Diagrams



INPUT 2 PIN CONNECTOR	GREY	LINE
	GREY	NEUTRAL

OUTPUT 2 PIN CONNECTOR	ORANGE	POSITIVE
	GREY	NEGATIVE

Packaging



Master carton

OUTER DIMENSION		
L	W	H
9.05"(230mm)	6.10"(155mm)	6.30"(160mm)
Net Weight	Gross Weight	QUANTITY
9.14 lbs. (4.15 kg)	9.14 lbs. (4.15 kg)	25 pc.

Installation Instructions:

Connect Wires as per details given on the Driver Screen. Keep proper ventilation around the LED Driver and do not stack any object on it. Also a 10-15 cm clearance must be kept when the adjacent device is a heat source. Do not exceed the declared Hot spot temperature(Tc max) under any circumstances.

Fulham extends a limited warranty only to the original purchaser or to the first user for a period of **03 years @ Tc 75°C** from the date of manufacture when properly installed and operated under normal conditions of use. For complete terms and conditions, please reference the Fulham Product Catalog (www.fulham.com). Due to a program of continuous improvement, Fulham reserves the right to make modifications or variations in design or construction to the equipment described. © Fulham Company Limited, All Rights Reserved.