



- Constant Current LED Driver
- Output Wattage: 62W
- Output Current: 1550mA +5%
- Output voltage range of 30-40Vdc
- CRCA enclosure with Wires
- Suitable for Dry and Damp Locations
- 440Vac application @ 8Hrs
- Surge Immunity 4KV/4KV
- OVP and UVP Cut-off
- IP 54

General Specifications

Rated Input Voltage	220-240/240/230Vac ,50/60Hz
Operating Input Voltage Range	110-320Vac,50/60Hz
Input Current	0.31 A Max (@ 240Vac)
Input Power	71W (Typical @ 240Vac)
Power Factor	>0.95
THD	<10%
Efficiency	>87%
Driver Type	Isolated Class II
Output Current	1550mA ±5%
Output Voltage Range	30-40Vdc
No Load Output Voltage	48Vdc
Output Power	62W (Typical @240Vac)
Number of Output Channels	1 Channel
Dimming Controller Type/Dimming Range	NA
Output Type	Constant Current
Ambient Operating Temperature Range	-10°C to 60°C
Max. Case Temperature	80°C Max.
Input Surge Protection	Line-Neutral 4kV
Protections	Input Over Current : NON-Resettable
	Input Over Voltage : Shutdown @ >325Vac, Auto recovery @ 300-315Vac, 440Vac for 8 hours @ 50°C, 320Vac for 48 hours @ 50°C
	Input Under Voltage : Shutdown < 95Vac, Auto recovery 100Vac to 110Vac
	Output Short Circuit : Auto Recovery (HICCUP MODE)
	Output open Circuit : Auto Recovery (HICCUP MODE)
	Output Overload : Yes
Over Temperature : NA	
Service Life	50,000 hours @ Tc Max
Approvals / Class	Class II (IEC 61140), Dry and Damp Locations, IP 54
Warranty	3 Years
Weight	0.550 Kg

Note : The usage of a compatible SPD is mandatory for outdoor application.

Recommended Fulham SPD - SPD1230S5A5K54



Figure 1

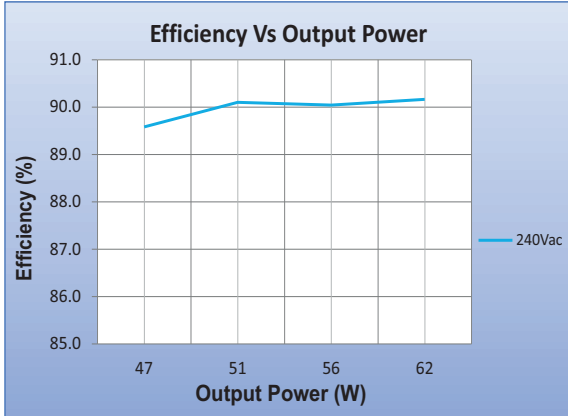


Figure 2

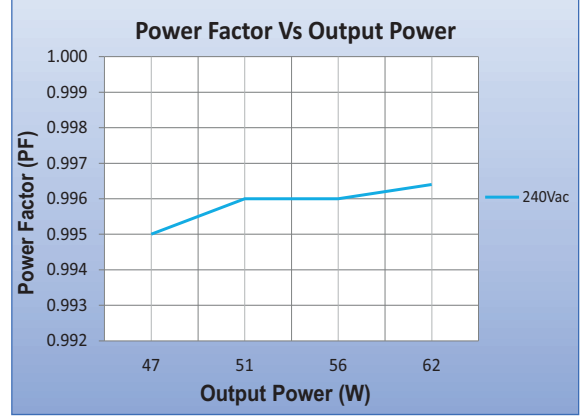


Figure 3

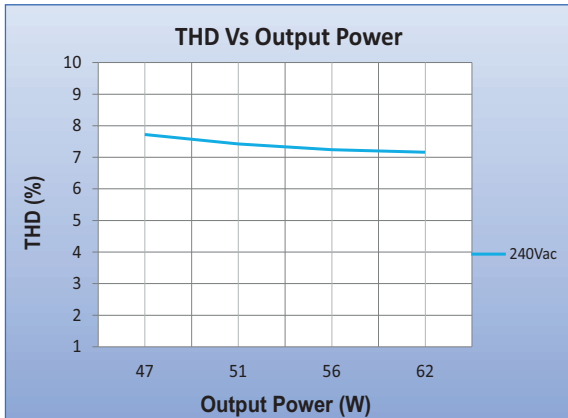


Figure 4

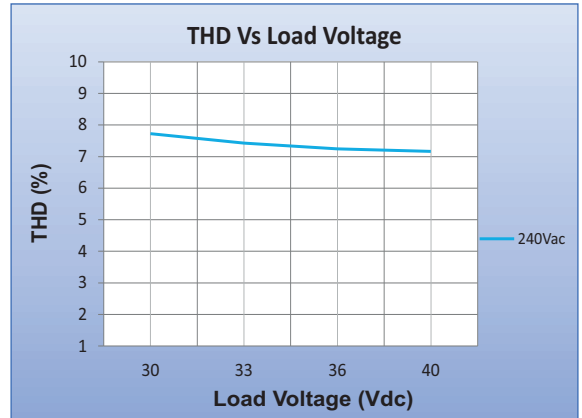
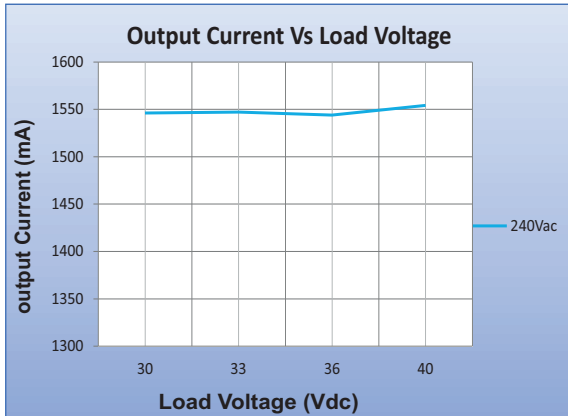
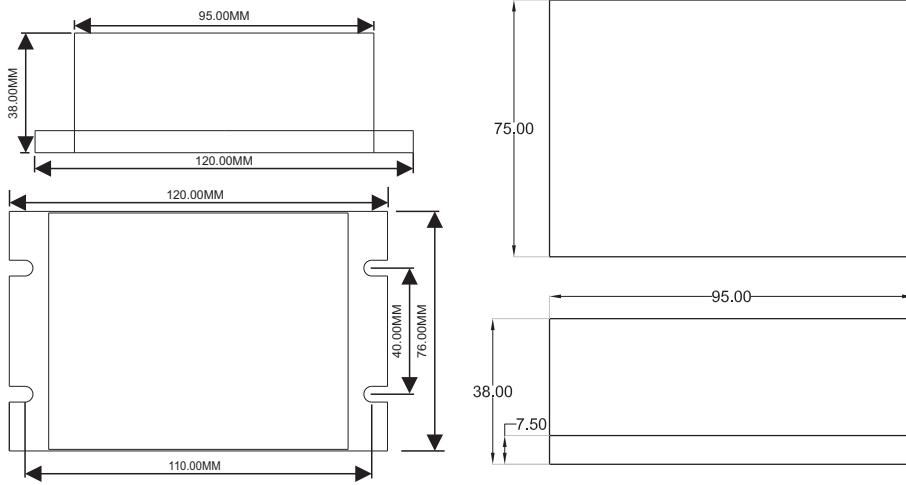


Figure 5






Mechanical Data :

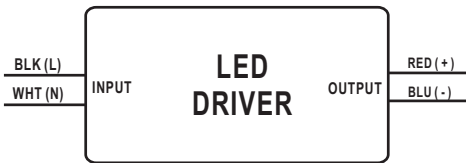


Product Image



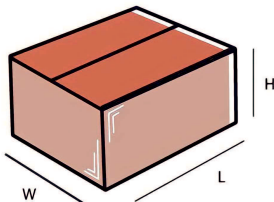
Note : All Dimensions are in mm. Tolerance=±0.5mm

Wiring Diagrams



INPUT SIDE	LENGTH	OUTPUT SIDE	LENGTH
BLACK (L)	300±5mm	RED (+)	300±5mm
WHITE (N)		BLUE (-)	

Packaging



Master carton

OUTER DIMENSION		
L	W	H
9.05"(230mm)	6.23"(160mm)	5.52"(140mm)
Net Weight	Gross Weight	QUANTITY
13.4 lbs. (6.350 kg)	13.4 lbs. (6.350 kg)	12 pc.

Installation Instructions:

Connect Wires as per details given on the Driver Screen. Keep proper ventilation around the LED Driver and do not stack any object on it. Also a 10-15 cm clearance must be kept when the adjacent device is a heat source. Do not exceed the declared Hot spot temperature(Tc max) under any circumstances.

Fulham extends a limited warranty only to the original purchaser or to the first user for a period of **3 years @ Tc 80°C** from the date of manufacture when properly installed and operated under normal conditions of use. For complete terms and conditions, please reference the Fulham Product Catalog (www.fulham.com). Due to a program of continuous improvement, Fulham reserves the right to make modifications or variations in design or construction to the equipment described. © Fulham Company Limited, All Rights Reserve