

## FEATURES

- Supports DALI-2 + PUSH DIM Control + NFC
- Inbuilt CLO Function
- Compliance to DALI-2 PART 101, 102, 207, 251, 252, 253
- DALI Function setting through NFC
  - a. O/P Current setting in step of 1mA.
  - b. Set Min-Max level.
  - c. Set system failure level.
  - d. Set power on level.
  - e. Set address manually 0 to 63.
  - f. Create Groups manually 1 to 16.
  - g. Set Fade time.
  - h. Set fade rate.
  - i. change dimming curve manually Linear OR Logarithmic.
  - j. Set Scenes manually.
- SELV CLASS II Design.
- Dimming range 0.1% to 100%.
- High PF, Low THD, High Efficiency.
- CE, Flicker free.
- Life 50,000hrs.
- Suitable for indoor use only.

## INTERFACE

- DALI-2 DT6
- PUSH-DIM

## FUNCTIONS

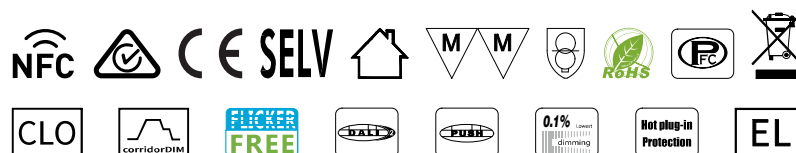
- Memory function
- Suitable for emergency lighting (EL)
- Protection features  
(short circuit, open circuit, over load, no load, hot plug-in)

## SUITABLE FOR LIGHTS

- Suitable for Linear lights, tri-proof lights, working lights and other linear or ultra thin lights.

## TYPICAL APPLICATIONS

- LED Indoor lighting.
- LED Office lighting.
- LED Commercial lighting.



- Dimmable Constant Current 1-Channel LED Driver with DALI DT6
- Support DALI dimming function
- Dimming range 0.1 to 100%
- NFC Programable
- DALI PART 101, 102, 207, 251, 252 & 253
- Inbuilt CLO Function
- Output Wattage : 36W Max
- Output voltage range of 6-54Vdc
- Output Current: 350 - 1050mA
- Flicker-free Output ripple current <5% LF
- Application
  - LED indoor lighting
  - LED office lighting
  - LED architectural lighting
  - LED panel lamp lighting

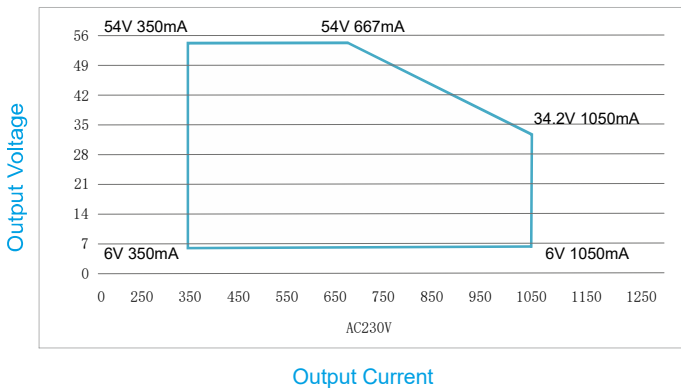
## General Specifications

Rated Input Voltage	240VAC ±10%, 50/60Hz	
Operating Input Voltage Range	196-264VAC, 50/60Hz	
Input Current Max.	0.25 @ 230Vac	
Input Power	41W	
Power Factor	>0.95 @ 230Vac Full Load	
THD	<10% @ 230Vac Full Load	
Efficiency (Typical)	85%	
Driver Type	Constant Current DALI-2	
Output Current	350mA to 1050mA ±3% (Current setting through NFC, with step of 0.1mA)	
	<b>Default Current setting 1000mA</b>	
	*Refer Voltage vs O/P current graph	
Output Voltage Range	6-54Vdc	
Dimming Controller Type	DALI-2 (Amplitude/CCR dimming)	
Output Power	36W	
Output ripple current	<5%, Flicker Free at 100Hz	
Number of Output Channels	1 Channel	
Output Type	Class II	
Ambient Operating Temperature Range	-20°C to 45°C	
Max. Case Temperature	85°C	
Input Surge Protection	2KV	
Protections	Input Over Current	: Non Resettable (Fuse)
	Output Short Circuit	: Auto Recovery (HICCUP Mode)
	Output Open Circuit	: Auto Recovery (HICCUP Mode)
	Output Overload	: YES
	Over Temperature	: Auto Recovery (HICCUP Mode)
Standards	EN55015, EN61000-3-2, EN61000-3-3	
	EN61547, EN61000-4-2,3,4,5,6,8,11	
	EN61347-1, EN61347-2-13	
	IEEE1789	
Withstand Voltage	I/P-O/P:3750Vac, I/P-FG:1750Vac, O/P-FG:500Vac, I/P-DALI:500Vac	
Leakage Current	<0.5mA @ 240Vac	
Isolation resistance	I/P-O/P:100MΩ / 500Vdc / 25°C / 70% RH	
Life	50,000 Hours @ 80°C	
Approvals / Class	SELV Equivalent	
Warranty	5 Years at Tc 80°C	
Weight	0.170 Kg	

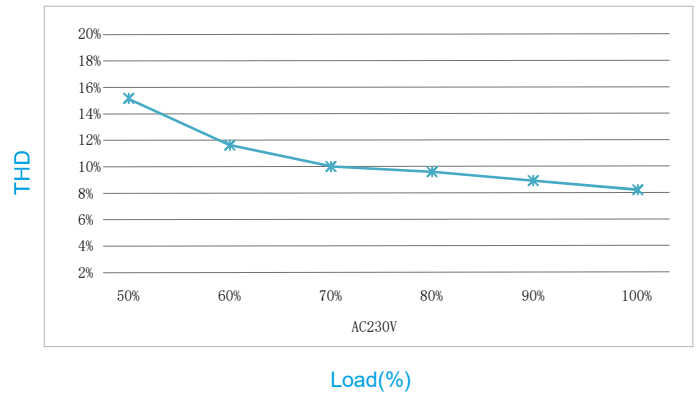
Note : Suitable for indoor application only

Fulham extends a limited warranty only to the original purchaser or to the first user for a period of **05 years @ Tc 80°C** from the date of manufacture when properly installed and operated under normal conditions of use. For complete terms and conditions, please reference the Fulham Product Catalog ([www.fulham.com](http://www.fulham.com)). Due to a program of continuous improvement, Fulham reserves the right to make modifications or variations in design or construction to the equipment described. © Fulham Company Limited, All Rights Reserved.

### Output Voltage Vs Output Current

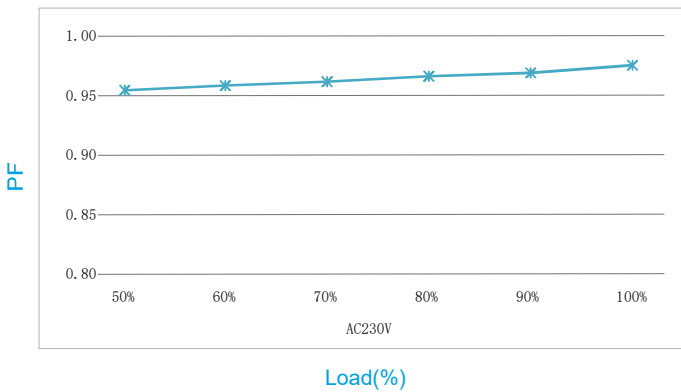


### THD vs. Load

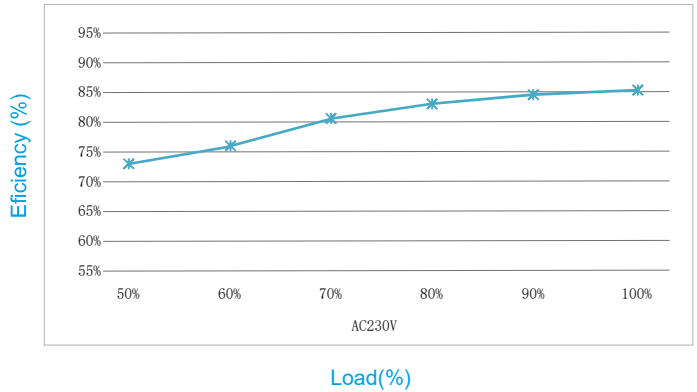


\* Default Current - 1000mA

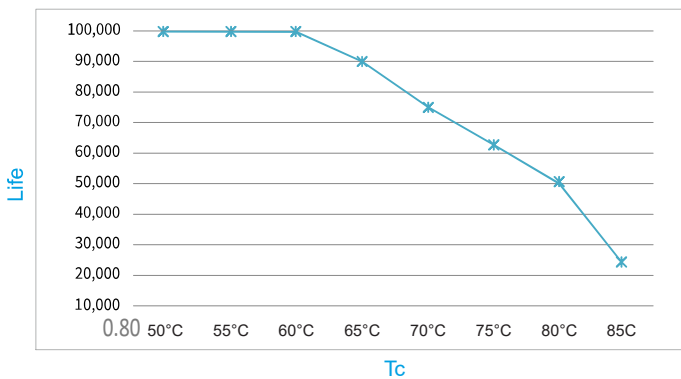
### Power factor vs. Load



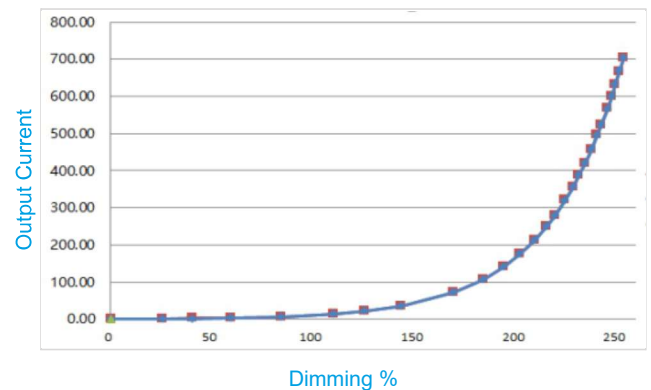
### Efficiency vs load



### Life vs. Tc curve



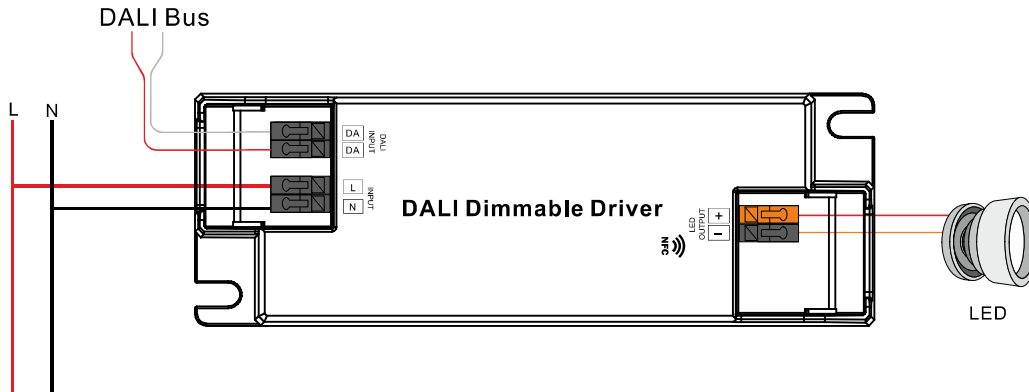
### Dimming Curve



Remarks: The default is logarithmic dimming curve.

Fulham extends a limited warranty only to the original purchaser or to the first user for a period of **05 years @ Tc 82°C** from the date of manufacture when properly installed and operated under normal conditions of use. For complete terms and conditions, please reference the Fulham Product Catalog ([www.fulham.com](http://www.fulham.com)). Due to a program of continuous improvement, Fulham reserves the right to make modifications or variations in design or construction to the equipment described. © Fulham Company Limited, All Rights Reserved.

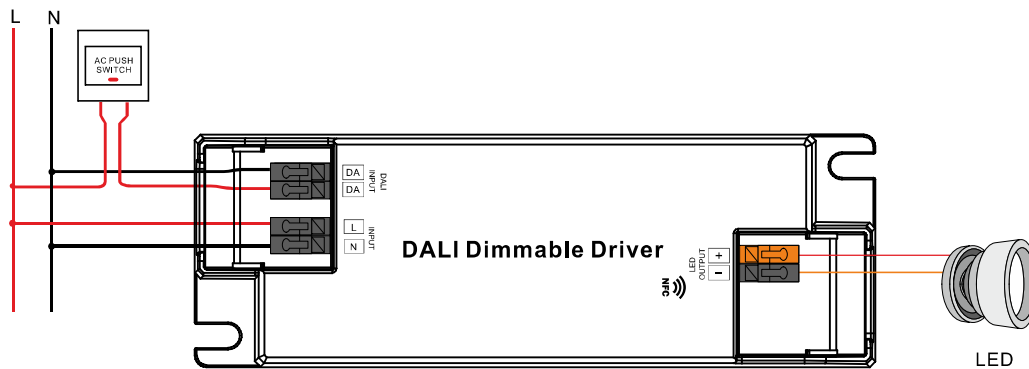
### DALI dimming application



### Activating DALI control mode

- After installation according to the wiring diagram of DALI control application, the driver will automatically switch to the DALI control mode after receiving any DALI command.

### PUSH dimm



### Using PUSH DIM controls:

After installation according to the wiring diagram of PUSH-DIM control application,

1. Press PUSH switch it will increase the Brightness, release the witch and again press PUSH switch it will Reduce the Brightness.

### Multiple lights synchronize control operation

method 1: Step 1:long press the PUSH-DIM switch,confirm each light is on.

Step 2:short press the PUSH-DIM switch,confirm each light is off.

Step 3:long press the PUSH-DIM switch,confirm each light is from darkest to brightest and all the lights are synchronous.

method 2: - Long press the PUSH-DIM dimming switch for more than 15s, all drivers will output 100% brightness and the color temperature is natural white (middle of color temperature range).

### Remarks:

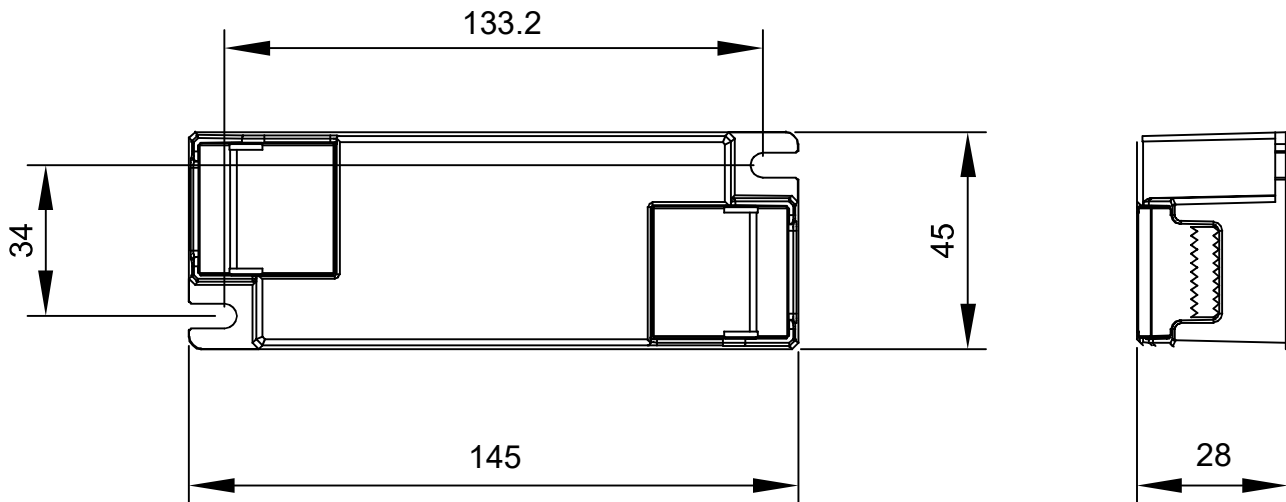
- Standard DALI control line voltage range:9.5V to 22.5V ,type 16V.
- The two DALI control lines polarity-reversible.
- Max. 64 DALI drivers per DALI control line.
- The maximum distance length of the DALI control line is 300m at 2×1.5mm<sup>2</sup>.
- DALI bus can be wired together with any mains voltage cables, but separate wiring is recommended.

### Wiring distance vs cable size

Cable size	Distance
2×0.50mm <sup>2</sup>	max.100m
2×0.75mm <sup>2</sup>	max.150m
2×1.00mm <sup>2</sup>	max.200m
≥2×1.50mm <sup>2</sup>	max.300m

Fulham extends a limited warranty only to the original purchaser or to the first user for a period of **05 years @ Tc 80°C** from the date of manufacture when properly installed and operated under normal conditions of use. For complete terms and conditions, please reference the Fulham Product Catalog ([www.fulham.com](http://www.fulham.com)). Due to a program of continuous improvement, Fulham reserves the right to make modifications or variations in design or construction to the equipment described. © Fulham Company Limited, All Rights Reserved.

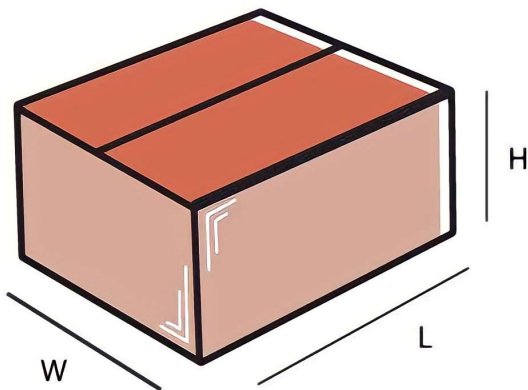
**Mechanical Data :**



**Note : All Dimensions are in mm.**

**Tolerance=±0.5mm**

**Packaging**



**Master carton**

OUTER DIMENSION		
L	W	H
235mm	160mm	145mm
Net Weight	Gross Weight	QUANTITY
4.0 kg	4.4 kg	20 pc.

**Installation Instructions:**

Connect Wires as per details given on the Driver Screen. Keep proper ventilation around the LED Driver and do not stack any object on it. Also a 10-15 cm clearance must be kept when the adjacent device is a heat source. Do not exceed the declared Hot spot temperature(Tc max) under any circumstances.

Fulham extends a limited warranty only to the original purchaser or to the first user for a period of **05 years @ Tc 80°C** from the date of manufacture when properly installed and operated under normal conditions of use. For complete terms and conditions, please reference the Fulham Product Catalog ([www.fulham.com](http://www.fulham.com)). Due to a program of continuous improvement, Fulham reserves the right to make modifications or variations in design or construction to the equipment described. © Fulham Company Limited, All Rights Reserved.