



T1M1240024V-75PB. SPECIFICATIONS

IP 67



SELV Equivalent

- Constant Voltage LED Driver
- Output Wattage: 75W
- Output Current: 3.125A
- Output voltage range of 24Vdc
- Aluminum extrusion enclosure and cables
- Suitable For Dry, Damp and Wet Locations
- Analog Dimming 1-10Vdc (10-100%)
- Ripple Current <5%(LF<200Hz) (pk/avg)
- 440Vac application @ 8Hrs
- OVP Cut-off
- Surge Immunity 4KV

General Specifications

Rated Input Voltage	160-280Vac,50/60Hz
Operating Input Voltage Range	120-300Vac,50/60Hz
Input Current	0.41 A Max @ 240Vac
Input Power	93W Max @ Rated I/P voltage at Max Load
Power Factor	>0.95 (@ Full Load at Rated Voltage)
THD	<10% (@ Full Load at Rated Voltage)
Efficiency	>85% Typical @ Full Load
Driver Type	Constant Voltage
Output Current	3.125A Max
Output Voltage Range	24Vdc +4% /-5%
Output Power	75W Max
Number of Output Channels	1 Channel
Dimming Controller Type/Dimming Range	Analog 1 - 10Vdc (10 -100%)
Output Type	Class I
Ambient Operating Temperature Range	-10°C to 55°C
Max. Case Temperature	70°C Max.
Input Surge Protection	L-N-4KV, L-N-E-4KV as per EN 61000-4-5
Protections	Input Over Current : Non Resettable (Fuse)
	Input Over Voltage : Shutdown @ >320Vac, Auto recovery 440Vac for 8 hours
	Input Under Voltage : NA
	Output Short Circuit : Auto Recovery (HICCUP Mode) Continuous
	Output Open Circuit : YES
	Output to Ground short: YES
	Output Overload : YES (HICCUP MODE) (102 % - 118%)
Over Temperature : NA	
Service Life	50,000 Hours @ Tc Max.
Approvals / Class	SELV Equivalent ; Dry, Damp and Wet Locations
Warranty	05 Years
Weight	0.9 kg

Fulham extends a limited warranty only to the original purchaser or to the first user for a period of **05 years @ Tc max** from the date of manufacture when properly installed and operated under normal conditions of use. For complete terms and conditions, please reference the Fulham Product Catalog (www.fulham.com). Due to a program of continuous improvement, Fulham reserves the right to make modifications or variations in design or construction to the equipment described.
© Fulham Company Limited, All Rights Reserved.



Figure 1

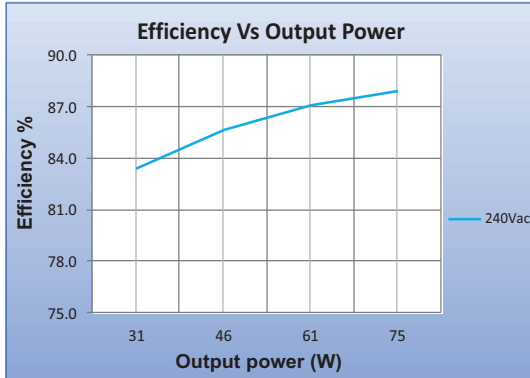


Figure 2

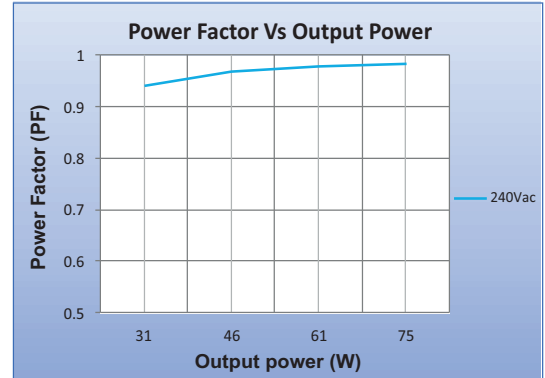


Figure 3

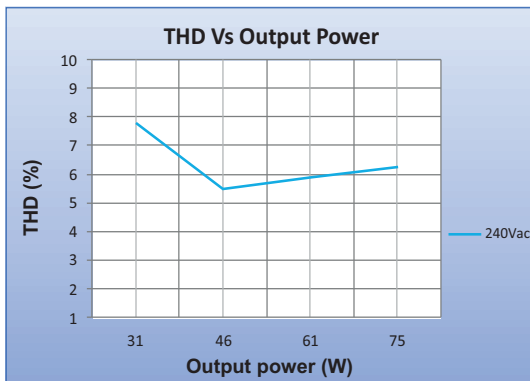


Figure 4

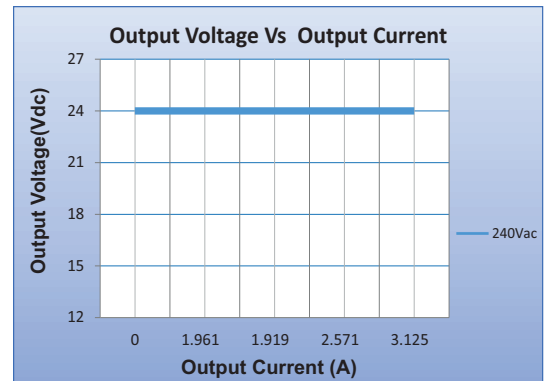


Figure 5

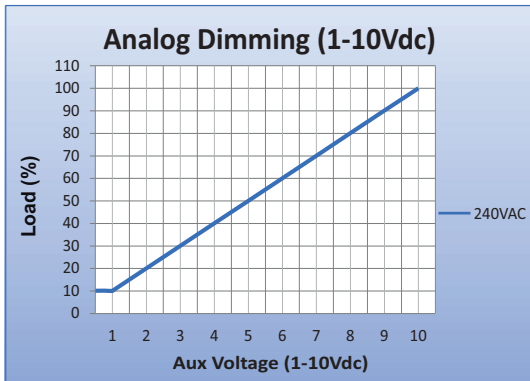


Figure 6

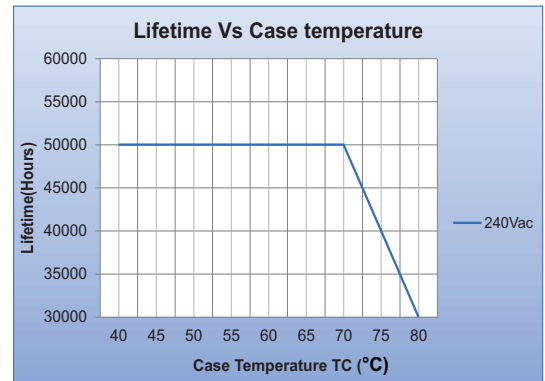
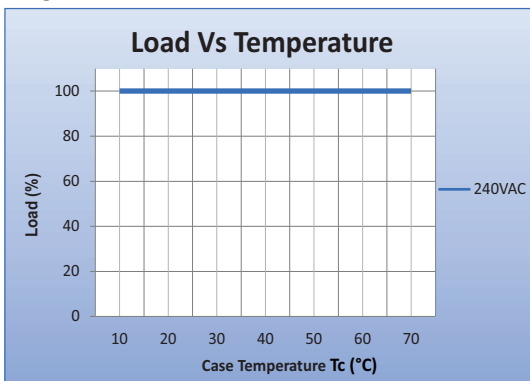



Figure 7




Fulham extends a limited warranty only to the original purchaser or to the first user for a period of **05 years @ Tc max** from the date of manufacture when properly installed and operated under normal conditions of use. For complete terms and conditions, please reference the Fulham Product Catalog (www.fulham.com). Due to a program of continuous improvement, Fulham reserves the right to make modifications or variations in design or construction to the equipment described. © Fulham Company Limited, All Rights Reserved.

Mechanical Data



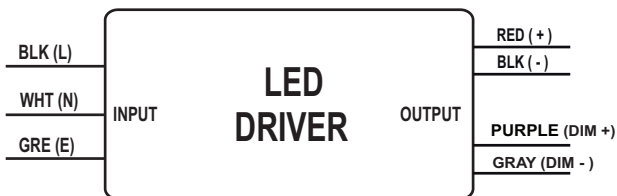
Product image



Note :All Dimensions are in mm .

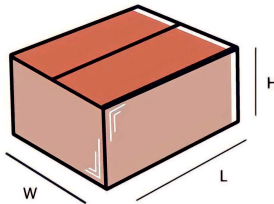
Tolerance = ± 0.5mm

Wiring Diagrams



INPUT SIDE	LENGTH	OUTPUT SIDE	LENGTH
BLACK (L)	3 CORE CABLE 300mm	RED (+)	2 CORE CABLE 300mm
WHITE (N)		BLACK (-)	2 CORE CABLE 300mm
GREEN (E)		PURPLE (DIM +)	2 CORE CABLE 300mm
		GRAY (DIM -)	2 CORE CABLE 300mm

Packaging

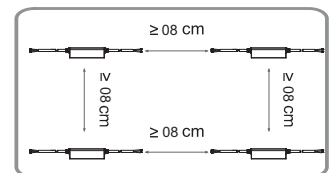


Master carton

OUTER DIMENSION		
L	W	H
235mm	230mm	155mm
Net Weight	Gross Weight	QUANTITY
8.55kg	9.1kg	09

Installation Instructions:

- The driver should be installed in a dry, acid-free, oil free, fat-free environment.
- Do not exceed the declared Hot spot temperature(Tc max) under any circumstances.
- ≥ 08 cm clearance must be kept between the drivers as per installation diagram, When multiple drivers used.



Fulham extends a limited warranty only to the original purchaser or to the first user for a period of **05 years @ Tc max** from the date of manufacture when properly installed and operated under normal conditions of use. For complete terms and conditions, please reference the Fulham Product Catalog (www.fulham.com). Due to a program of continuous improvement, Fulham reserves the right to make modifications or variations in design or construction to the equipment described. © Fulham Company Limited, All Rights Reserved.